



Club Health Assessment for DISTRICT LC 1 through January 2025

			Status	Membership							Reports					Finance	LCIF
Club Number	Club Name	Charter Date		Current Member Count	YTD Members Added	YTD Members Dropped	YTD Net Growth	YTD Net Growth%	Member Count 12 Months Ago	Avg. length of service for dropped members	Months Since Last MMR ***	Yrs. Since Last Officer Report	President Rotation	Vice President Reported ****	Months Since Last Activity Report ***	Account Balance	Donations for current Fiscal Year
			Number of times on status quo within last two years	If below 15 members appears					If net loss is greater than 20% appears			If no report in 3 months appears in	When more than one year appears in	Number of repeat terms	Notes the officers that do not have an active	If no report at 12 months appears in red	
Clubs less than two years old																	
171570	Rio de Janeiro Colorindo a Vida	06/10/2024	Active	12	0	14	-14	-53.85%	0	1	0				M,VP,SC	N/R	
156159	Rio de Janeiro Embaixadores de Alegria	10/05/2023	Active	21	0	0	0	0.00%	21		15		2	R	M,SC	N/R	
Clubs more than two years old																	
16508	DUQUE DE CAXIAS Exc Award (06/30/2018, 06/30/2023)	09/30/1966	Active	14	0	0	0	0.00%	14		7		3	R	SC	1	
130749	Duque de Caxias Ama Xerém - Centenario	04/28/2017	Active	23	0	0	0	0.00%	25		7		2	R		5	
16528	PETROPOLIS CENTRO Exc Award (06/30/2017, 06/30/2021)	08/25/1953	Active	18	0	0	0	0.00%	18		10		2	N		4	
45121	PETROPOLIS ITAIPAVA	06/20/1985	Active	8	0	0	0	0.00%	9		7			IP		16	
49685	PETROPOLIS QUITANDINHA Exc Award (06/30/2022)	06/20/1989	Active	18	7	1	6	50.00%	13	26	2		2	N		0	
43023	PIRAI	09/22/1983	Active	34	0	2	-2	-5.56%	36	9	2			N		9	
16529	RESENDE	03/05/1961	Active	28	0	0	0	0.00%	28		13			N		3	
16542	RIO DE JANEIRO Exc Award (06/30/2021)	04/16/1952	Active	18	3	3	0	0.00%	18	2	1		9	N	M,VP	5	
16533	RIO DE JANEIRO BANGU	10/15/1969	Active	18	5	4	1	5.88%	15	12	1			N	M	0	
16537	RIO DE JANEIRO BONSUCESSO Exc Award (06/30/2017)	03/10/1965	Cancelled(6*)	0	0	2	-2	-100.00%	14	30	5		None		P,S,T,M,VP SC	18	
49000	RIO DE JANEIRO CACHAMBI	11/02/1988	Active	23	3	4	-1	-4.17%	19	5	0			N		18	
16561	RIO DE JANEIRO CAMPO GRANDE	05/08/1964	Active	17	0	0	0	0.00%	16		6		4	N	P,T,VP	14	
62514	RIO DE JANEIRO CARIOCA Exc Award (06/30/2017)	11/03/1999	Active	26	1	0	1	4.00%	25		0			R		4	
150569	Rio de Janeiro Cibernético Acessibilidade e Inclusão	05/16/2022	Active(1)	19	0	3	-3	-13.64%	22	2	2		2		M,VP,SC	N/R	
127537	Rio de Janeiro Cibernético Motivação CL Eloy Silva	05/13/2016	Active(1)	1	0	5	-5	-83.33%	6	9	5		None		P,S,T,M,VP SC	N/R	



Club Health Assessment for DISTRICT LC 1 through January 2025

			Status	Membership							Reports					Finance		LCIF
Club Number	Club Name	Charter Date		Current Member Count	YTD Members Added	YTD Members Dropped	YTD Net Growth	YTD Net Growth%	Member Count 12 Months Ago	Avg. length of service for dropped members	Months Since Last MMR ***	Yrs. Since Last Officer Report	President Rotation	Vice President Reported ****	Months Since Last Activity Report ***	Account Balance	Donations for current Fiscal Year	
			Number of times on status quo within last two years	If below 15 members appears					If net loss is greater than 20% appears			If no report in 3 months appears in	When more than one year appears in	Number of repeat terms	Notes the officers that do not have an active	If no report at 12 months appears in red		
55918	RIO DE JANEIRO CIDADE MARAVILHOSA Exc Award (06/30/2018)	06/24/1994	Active(1)	31	6	0	6	24.00%	46		0				T,M,VP,SC	22		
16544	RIO DE JANEIRO COPACABANA	06/19/1958	Active	16	0	0	0	0.00%	17		9				M,VP,SC	18		
16563	RIO DE JANEIRO ENGENHO VELHO	03/21/1966	Active	4	0	0	0	0.00%	5		7		3	R		1		
16556	RIO DE JANEIRO FLAMENGO	05/28/1965	Active	28	2	7	-5	-15.15%	31	18	0			N	VP,SC	6		
145085	Rio de Janeiro Golfe Olímpico Exc Award (06/30/2023, 06/30/2024)	03/11/2021	Active(1)	0	2	52	-50	-100.00%	49	4	0		None		P,S,T,M,VP SC	5		
16555	RIO DE JANEIRO GRAJAU	09/21/1964	Active(1)	9	0	0	0	0.00%	9		14	1	None		P,S,T,M,VP SC	24+		
60073	RIO DE JANEIRO GUARATIBA Exc Award (06/30/2018)	11/04/1997	Active	11	0	0	0	0.00%	11		10	1	None		P,S,T,M,VP SC	6		
16557	RIO DE JANEIRO ILHA DO GOVERNADOR Exc Award (06/30/2017)	06/28/1965	Active	14	0	0	0	0.00%	14		6		2	R		1		
16558	RIO DE JANEIRO JACAREPAGUA Exc Award (06/30/2017)	06/08/1965	Active	13	0	2	-2	-13.33%	14	19	0			R	M	4		
152789	Rio de Janeiro Jovens Líderes	11/04/2022	Active	10	1	7	-6	-37.50%	19	3	2			N		2		
16545	RIO DE JANEIRO LEME Exc Award (06/30/2019)	10/21/1958	Active	18	0	3	-3	-14.29%	21	4	0			N		4		
16531	RIO DE JANEIRO LINS DE VASCONCELOS	12/01/1966	Active	19	0	1	-1	-5.00%	21	23	1		2	R	M,SC	5		
57640	RIO DE JANEIRO MARACANA	12/18/1995	Active	9	0	0	0	0.00%	12		7	1	None		P,S,T,M,VP SC	22		
59170	RIO DE JANEIRO PRINCESA DO LEME Exc Award (06/30/2016, 06/30/2017, 06/30/20)	02/26/1997	Active	23	1	1	0	0.00%	23	16	1			N		0		
48020	RIO DE JANEIRO REC DOS BANDEIR Exc Award (06/30/2017, 06/30/2018)	01/06/1988	Active	39	2	5	-3	-7.14%	46	17	0			N	M,SC	4		
16562	RIO DE JANEIRO RIO COMPRIDO	06/30/1965	Active	7	0	0	0	0.00%	7		12	1	None		P,S,T,M,VP SC	24+		



Club Health Assessment for DISTRICT LC 1 through January 2025

			Status	Membership							Reports					Finance	LCIF	
Club Number	Club Name	Charter Date		Current Member Count	YTD Members Added	YTD Members Dropped	YTD Net Growth	YTD Net Growth%	Member Count 12 Months Ago	Avg. length of service for dropped members	Months Since Last MMR ***	Yrs. Since Last Officer Report	President Rotation	Vice President Reported ****	Months Since Last Activity Report ***	Account Balance	Donations for current Fiscal Year	
			Number of times on status quo within last two years	If below 15 members appears			If net loss is greater than 20% appears				If no report in 3 months appears in	When more than one year appears in	Number of repeat terms	Notes the officers that do not have an active	If no report at 12 months appears in red			
48609	RIO DE JANEIRO ROCHA MIRANDA	05/20/1988	Active	9	0	0	0	0.00%	14		6			N	SC	2	90+ Days	
16552	RIO DE JANEIRO SAO CRISTOVAO	04/25/1963	Active(2)	2	0	0	0	0.00%	2		13	1	None	P,S,T,M,VP SC	24+			
64490	RIO DE JANEIRO SERNAMBETIBA Exc Award (06/30/2107)	06/25/2001	Active	19	4	0	4	26.67%	15		0		4	N		0		
38160	RIO DE JANEIRO TAQUARA	03/14/1980	Active	26	3	3	0	0.00%	26	8	1			N	T	1		
16546	RIO DE JANEIRO URCA	08/24/1959	Active	5	0	0	0	0.00%	6		7		4	R		24+		
37824	RIO DE JANEIRO VILA VALQUEIRE	12/10/1979	Active	8	0	0	0	0.00%	8		13		None	P,S,T,M,VP SC	24+			
134308	Rio de Janeiro Vozes da Pólio	04/18/2018	Active	16	0	1	-1	-5.88%	18	3	1			R	M	24+		
77309	RIO DE JANEIRO-LAGOA RODRIGO DE FREITAS	06/30/2003	Active	16	0	1	-1	-5.88%	19	8	0		2	N	M	5		
64903	RIO DE JANEIRO-REALENGO	01/02/2002	Active(3)	3	3	3	0	0.00%	4	15	0		3		S,M,VP,SC	24+		
33338	SAO JOAO DE MERITI Exc Award (06/30/2017, 06/30/2018)	02/03/1977	Active	14	1	0	1	7.69%	13		1		6	R		5		
16568	TERESOPOLIS	06/27/1955	Active(2)	5	0	7	-7	-58.33%	12	29	1		3		M,VP,SC	24+		
48610	VOLTA REDONDA CIDADE DO ACO Exc Award (06/30/2024)	05/24/1988	Active	14	0	0	0	0.00%	14		8				S,T,M,VP,SC	8		

Clubs Cancelled Previous Fiscal Year – Clubs Cancelled within last 12 months may be reinstated

Club Number	Club Name	Charter Date	Current Status*	Cancellation Date
16525	PARACAMBI	05/08/1969	Cancelled(8*)	12/16/2023
136833	Rio de Janeiro Coração do Brasil	11/27/2018	Cancelled(8*)	12/29/2023
102646	RIO DE JANEIRO CRISTO REDENTOR	01/14/2009	Cancelled(8*)	12/29/2023
16575	VOLTA REDONDA	10/10/1959	Cancelled(6*)	10/29/2023



Club Health Assessment for DISTRICT LC 1 through January 2025

Club Number			Club Name			Charter Date			Status						Membership						Reports						Finance		LCIF
									Current Member Count	YTD Members Added	YTD Members Dropped	YTD Net Growth	YTD Net Growth%	Member Count 12 Months Ago	Avg. length of service for dropped members	Months Since Last MMR ***	Yrs. Since Last Officer Report	President Rotation	Vice President Reported ****	Months Since Last Activity Report ***	Account Balance	Donations for current Fiscal Year							
									Number of times on status quo within last two years	If below 15 members appears			If net loss is greater than 20% appears			If no report in 3 months appears in			When more than one year appears in	Number of repeat terms	Notes the officers that do not have an active			If no report at 12 months appears in red					
Current Total Clubs Count	YTD New Clubs Count	YTD Cancelled Clubs Count	YTD Net Club Gain	Current Total Members Count	YTD Add	YTD Drop	YTD Net Growth	YTD Net Growth %	Member Count 12 Months Ago	Average Member Count Per Club	% of Clubs with less than 20 members	% No MMR in 3 Months	% No Officer Report in 12 Months	% of Clubs with balance 90+ days	Number of Clubs in Status Quo	% Status Quo Clubs in Financial Suspension	Number of Cancelled Clubs	Average Cancelled Club Age	Members Lost Due to Cancellation	% of Clubs Cancelled for Non-Financial Reasons									
44	0	1	-1	686	44	131	-87	-11.25%	795	16	75%	45%	11%	2%	0	0%	1	198	2	-200%									

* - P - Priority Club. Cancellation Reasons: 1-Objectives/conduct, 2-Non-active club, 5-Non-existing club, 6-Disbanding, 7-Merger, 8-Financial Suspension, 9-District/Multiple District Dues.

** - Abbreviation: P-President, S-Secretary, T-Treasurer, M-Member Chairperson, VP-First Vice President, MC-Communications Chairperson, SC-Service Chairperson

*** - Abbreviation: N/R - Never reported using the Lions Clubs website, N/A - Not applicable, No password registered for the Lions Clubs website.

**** - Abbreviation: N - New, IP - Immediate Past, R - Repeat.



Club Health Assessment for District LC 2 through January 2025

			Status	Membership							Reports					Finance		LCIF
Club Number	Club Name	Charter Date		Current Member Count	YTD Members Added	YTD Members Dropped	YTD Net Growth	YTD Net Growth%	Member Count 12 Months Ago	Avg. length of service for dropped members	Months Since Last MMR ***	Yrs. Since Last Officer Report	President Rotation	Vice President Reported ****	Months Since Last Activity Report ***	Account Balance	Donations for current Fiscal Year	
			Number of times on status quo within last two years	If below 15 members appears					If net loss is greater than 20% appears			If no report in 3 months appears in	When more than one year appears in	Number of repeat terms	Notes the officers that do not have an active	If no report at 12 months appears in red		
Clubs less than two years old																		
179336	São Paulo Diabetes	10/30/2024	Newly Chartered	24	24	0	24	100.00%	0		3			N	M,SC	N/R	90+ Days	
Clubs more than two years old																		
38617	BOITUVA	06/03/1980	Active	29	3	1	2	7.41%	23	2	1				VP	1		\$370.16
Exc Award (06/30/2023, 06/30/2024)																		
16577	CAPIVARI	11/14/1962	Active	24	2	1	1	4.35%	23	27	3			N		0		\$20.03
Exc Award (06/30/2023)																		
16578	CERQUILHO	09/04/1966	Active	41	5	0	5	13.89%	37		0		None	R	P	1		\$20.03
Exc Award (06/30/2020)																		
34019	COTIA	06/07/1977	Active	9	0	0	0	0.00%	9		9		2	R		4		\$70.03
16580	INDAIATUBA	08/26/1959	Active	25	2	5	-3	-10.71%	28	14	1			N		0		\$830.14
Exc Award (06/30/2023, 06/30/2024)																		
16582	ITAPETININGA	06/05/1956	Active	17	1	1	0	0.00%	17	22	0		4	R		2		\$20.00
Exc Award (06/30/2023)																		
128093	Itapevi Centro	06/24/2016	Active	37	0	4	-4	-9.76%	36	4	2		2	N		3		\$120.03
Exc Award (06/30/2020, 06/30/2022, 06/30/2023)																		
16583	ITATIBA	10/11/1971	Active	20	4	0	4	25.00%	19		1			IP	P	1		\$479.59
Exc Award (06/30/2023)																		
16584	ITU	10/23/1960	Active	21	5	2	3	16.67%	21	15	1			N		0		\$70.03
Exc Award (06/30/2020, 06/30/2022, 06/30/2023)																		
34020	JUNDIAI SUL	06/07/1977	Active	5	0	0	0	0.00%	5		13	1	None		P,S,T,M,VP SC	13		
35189	MAIRINQUE	03/20/1978	Active(1)	5	0	0	0	0.00%	5		20	1	None		P,S,T,M,VP SC	N/R		\$20.03
16586	OSASCO	06/08/1963	Active	15	0	0	0	0.00%	15		9		7	R		2		\$70.03
16589	REGISTRO	06/07/1964	Active	24	0	0	0	0.00%	24		1			R		1		\$40.00
129593	São Paulo - Nações De Cultura De Paz	01/03/2017	Active(2)	4	0	0	0	0.00%	4		9		9	R		4		\$20.03
16598	SAO PAULO ACLIMACAO	11/29/1956	Cancelled(6*)	0	0	0	0	0.00%	14		6	1	None		P,S,T,M,VP SC	24+		



Club Health Assessment for District LC 2 through January 2025

			Status	Membership							Reports					Finance	LCIF
Club Number	Club Name	Charter Date		Current Member Count	YTD Members Added	YTD Members Dropped	YTD Net Growth	YTD Net Growth%	Member Count 12 Months Ago	Avg. length of service for dropped members	Months Since Last MMR ***	Yrs. Since Last Officer Report	President Rotation	Vice President Reported ****	Months Since Last Activity Report ***	Account Balance	Donations for current Fiscal Year
			Number of times on status quo within last two years	If below 15 members appears				If net loss is greater than 20% appears			If no report in 3 months appears in	When more than one year appears in	Number of repeat terms	Notes the officers that do not have an active	If no report at 12 months appears in red		
37430	SAO PAULO ALTO DOS PINHEIROS	07/09/1979	Active	4	0	0	0	0.00%	4		7		7	R M	15		\$20.03
138670	São Paulo Anhembi Transformação	06/19/2019	Active	12	0	0	0	0.00%	12		15			N VP,SC	1		\$90.04
16605	SAO PAULO BANDEIRANTES L C	12/20/1955	Active(1)	3	0	0	0	0.00%	3		23	1	None	P,S,T,M,VP SC	N/R		
37238	SAO PAULO BARRA FUNDA	06/12/1979	Active	12	0	0	0	0.00%	12		9			N T,VP	1		\$90.85
16595	SAO PAULO BELEM	09/25/1959	Active	16	3	2	1	6.67%	15	2	3			R M	2		\$20.03
Exc Award (06/30/2020, 06/30/2023)																	
36384	SAO PAULO CAMPOS ELISEOS	12/18/1978	Active	14	0	0	0	0.00%	15		6			R	0		\$60.89
Exc Award (06/30/2022, 06/30/2023)																	
16627	SAO PAULO CASA VERDE	06/03/1968	Active	28	0	2	-2	-6.67%	32	32	6		2	R	3		\$40.00
Exc Award (06/30/2023)																	
16597	SAO PAULO CENTRO	07/23/1952	Active	33	3	4	-1	-2.94%	38	8	2			IP T	2	90+ Days	\$20.00
Exc Award (06/30/2023)																	
29125	SÃO PAULO CONTINENTAL	04/04/1974	Active	28	1	0	1	3.70%	24		3		2	R	0		\$40.03
Exc Award (06/30/2016, 06/30/2018, 06/30/2020)																	
144347	São Paulo Elos	12/22/2020	Active	27	10	5	5	22.73%	26	3	0			VP	0		\$40.13
Exc Award (06/30/2021, 06/30/2022, 06/30/2023)																	
16594	SAO PAULO IMIRIM	04/15/1971	Active	10	0	0	0	0.00%	10		7		2	N	0		\$140.00
Exc Award (06/30/2016, 06/30/2018, 06/30/2020)																	
53252	SAO PAULO INDEPENDENCIA	06/01/1992	Active	7	0	0	0	0.00%	7		4		3	N P,VP	0		\$20.13
16599	SAO PAULO IPIRANGA	05/05/1955	Active	14	0	3	-3	-17.65%	17	10	2		3	R SC	2		\$40.13
16629	SAO PAULO MONCOES	05/20/1971	Active	21	1	5	-4	-16.00%	25	16	0		2	N	1		\$480.18
Exc Award (06/30/2024)																	
16602	SAO PAULO MOOCA	02/15/1955	Active	2	0	0	0	0.00%	2		31		11	IP	24+		
16611	SAO PAULO PACAEMBU	03/28/1961	Active	27	0	2	-2	-6.90%	29	8	4		2	R	0		\$40.03
Exc Award (06/30/2021, 06/30/2022, 06/30/2023)																	
16612	SAO PAULO PARY	04/12/1961	Active	14	0	2	-2	-12.50%	16	22	0		2	R SC	24+		\$40.00



Club Health Assessment for District LC 2 through January 2025

			Status	Membership							Reports					Finance	LCIF
Club Number	Club Name	Charter Date		Current Member Count	YTD Members Added	YTD Members Dropped	YTD Net Growth	YTD Net Growth%	Member Count 12 Months Ago	Avg. length of service for dropped members	Months Since Last MMR ***	Yrs. Since Last Officer Report	President Rotation	Vice President Reported ****	Months Since Last Activity Report ***	Account Balance	Donations for current Fiscal Year
			Number of times on status quo within last two years	If below 15 members appears					If net loss is greater than 20% appears			If no report in 3 months appears in	When more than one year appears in	Number of repeat terms	Notes the officers that do not have an active	If no report at 12 months appears in red	
16603	SAO PAULO PENHA	04/26/1956	Active	17	0	0	0	0.00%	17		7		2	N	4		\$20.03
36980	SAO PAULO POMPEIA	04/20/1979	Active	26	4	0	4	18.18%	20		1		2	R	0		\$732.07
Exc Award (06/30/2016, 06/30/2020, 06/30/2023)																	
16606	SAO PAULO SANTANA	01/22/1958	Active	6	0	0	0	0.00%	6		19		3	R	S 24+		\$20.00
Exc Award (06/30/2018, 06/30/2020)																	
16624	SAO PAULO SAO MIGUEL PAULISTA	04/08/1965	Active	25	1	0	1	4.17%	22		2			N	0		\$270.03
Exc Award (06/30/2019, 06/30/2023, 06/30/2024)																	
16613	SÃO PAULO SAÚDE	02/10/1962	Active	21	0	0	0	0.00%	19		7			IP	0		\$90.78
Exc Award (06/30/2020, 06/30/2024)																	
135131	São Paulo Sororidade Social	06/15/2018	Active	30	4	7	-3	-9.09%	39	4	1			N	0		\$1,973.63
Exc Award (06/30/2021, 06/30/2022)																	
16608	SAO PAULO SUMARE	09/16/1958	Active	22	1	0	1	4.76%	20		5			IP	0		\$140.13
Exc Award (06/30/2016, 06/30/2023, 06/30/2024)																	
125064	Sao Paulo Tatuape	06/05/2015	Active	6	0	1	-1	-14.29%	6	0	4		3	N	0		\$70.03
16620	SAO PAULO TUCURUVI	02/01/1967	Active	21	4	0	4	23.53%	17		1		5	R	0		\$107.42
Exc Award (06/30/2018)																	
31565	SAO PAULO VILA FORMOSA	01/20/1976	Active	33	3	1	2	6.45%	32	1	3		2	N	0		\$70.19
Exc Award (06/30/2023)																	
38064	SAO PAULO VILA MATILDE	02/11/1980	Active	23	0	0	0	0.00%	20		7		5	N	0		\$20.03
Exc Award (06/30/2024)																	
16614	SAO ROQUE	06/20/1959	Active	10	0	0	0	0.00%	10		3		2	R	0		\$70.56
Exc Award (06/30/2023)																	
16607	SOROCABA	04/09/1954	Active	4	0	0	0	0.00%	4		15		2		M,VP,SC	0	\$70.00
134767	Sorocaba Fenix	05/22/2018	Active(2)	9	5	2	3	50.00%	6	0	2		2	N	T,M,SC	0	90+ Days \$20.00
35191	SOROCABA LESTE	03/28/1978	Active(1)	14	7	2	5	55.56%	12	2	3			R	S,T	6	\$20.00
16632	SOROCABA NORTE	11/05/1971	Active	11	0	0	0	0.00%	11		31	1	None		P,S,T,M,VP SC	24+	90+ Days
34021	SOROCABA SUL	06/08/1977	Active	16	1	1	0	0.00%	16	12	4			R	P	1	\$1,027.66
16634	TATUI	09/02/1955	Active	107	7	8	-1	-0.93%	98	8	1				M,VP	0	\$2,074.10



Club Health Assessment for District LC 2 through January 2025

			Status	Membership							Reports				Finance	LCIF	
Club Number	Club Name	Charter Date		Current Member Count	YTD Members Added	YTD Members Dropped	YTD Net Growth	YTD Net Growth%	Member Count 12 Months Ago	Avg. length of service for dropped members	Months Since Last MMR ***	Yrs. Since Last Officer Report	President Rotation	Vice President Reported ****	Months Since Last Activity Report ***	Account Balance	Donations for current Fiscal Year
			Number of times on status quo within last two years	If below 15 members appears			If net loss is greater than 20% appears				If no report in 3 months appears in	When more than one year appears in	Number of repeat terms	Notes the officers that do not have an active	If no report at 12 months appears in red		
Exc Award (06/30/2016, 06/30/2020, 06/30/2023)																	
16636	VALINHOS	12/07/1955	Active	20	5	0	5	33.33%	15		2		2	N	0		\$591.73
Exc Award (06/30/2016, 06/30/2023, 06/30/2023)																	
16637	VINHEDO	05/15/1958	Active	68	11	16	-5	-6.85%	71	3	0			N	0		\$20.03
Exc Award (06/30/2016, 06/30/2017, 06/30/2023)																	
16638	VOTORANTIM	10/04/1967	Active	25	3	6	-3	-10.71%	27	12	0		2	R	0		\$70.00
Exc Award (06/30/2023)																	

Clubs Cancelled Previous Fiscal Year – Clubs Cancelled within last 12 months may be reinstated

Club Number	Club Name	Charter Date	Current Status*	Cancellation Date
61564	JUNDIAI NORTE	03/08/1999	Cancelled(8*)	11/29/2023

Current Total Clubs Count	YTD New Clubs Count	YTD Cancelled Clubs Count	YTD Net Club Gain	Current Total Members Count	YTD YTD Add	YTD YTD Drop	YTD Net Growth	YTD Net Growth %	Member Count 12 Months Ago	Average Member Count Per Club	% of Clubs with less than 20 members	% No MMR in 3 Months	% No Officer Report in 12 Months	% of Clubs with balance 90+ days	Number of Clubs in Status Quo	% Status Quo Clubs in Financial Suspension	Number of Cancelled Clubs	Average Cancelled Club Age	Members Lost Due to Cancellation	% of Clubs Cancelled for Non-Financial Reasons
53	1	1	0	1,086	120	83	37	3.53%	1,055	20	49%	58%	8%	8%	0	0%	1	92	0	0%

* - P - Priority Club. Cancellation Reasons: 1-Objectives/conduct, 2-Non-active club, 5-Non-existing club, 6-Disbanding, 7-Merger, 8-Financial Suspension, 9-District/Multiple District Dues.

** - Abbreviation: P-President, S-Secretary, T-Treasurer, M-Member Chairperson, VP-First Vice President, MC-Communications Chairperson, SC-Service Chairperson

*** - Abbreviation: N/R - Never reported using the Lions Clubs website, N/A - Not applicable, No password registered for the Lions Clubs website.

**** - Abbreviation: N - New, IP - Immediate Past, R - Repeat.



Club Health Assessment for District LC 3 through January 2025

			Status	Membership							Reports					Finance		LCIF
Club Number	Club Name	Charter Date		Current Member Count	YTD Members Added	YTD Members Dropped	YTD Net Growth	YTD Net Growth%	Member Count 12 Months Ago	Avg. length of service for members	Months Since Last MMR ***	Yrs. Since Last Officer Report	President Rotation	Vice President Reported ****	Months Since Last Activity Report ***	Account Balance	Donations for current Fiscal Year	
			Number of times on status quo within last two years	If below 15 members appears					If net loss is greater than 20% appears		If no report in 3 months appears in	When more than one year appears in	Number of repeat terms	Notes the officers that do not have an active	If no report at 12 months appears in red			
Clubs less than two years old																		
156856	Águas de São Pedro	12/18/2023	Active	20	0	6	-6	-23.08%	19	1	0		2	T,VP	1			
172142	Botelhos	06/10/2024	Active	12	0	9	-9	-42.86%	0	1	0		2	VP,SC	4			
171331	Cosmopolis Cidade Universo	05/06/2024	Active(1)	20	0	0	0	0.00%	0		5		2	R	4			
154906	Pardinho	06/21/2023	Active(1)	8	0	0	0	0.00%	17		7			N M	2			
154358	Sumaré Fênix	05/11/2023	Active	21	2	1	1	5.00%	21	2	0		3	N SC	1			
Clubs more than two years old																		
16639	AGUAI	08/06/1966	Active(1)	16	0	4	-4	-20.00%	20	5	0			N VP,SC	0			
16642	AMERICANA	04/12/1955	Active	40	0	0	0	0.00%	40		7		2	R VP,SC	6			
16643	AMERICANA NORTE	05/23/1969	Active	34	2	0	2	6.25%	31		0			N SC	0			
Exc Award (06/30/2024)																		
30923	AMERICO BRASILIENSE	06/13/1975	Active	14	1	1	0	0.00%	14	30	0		2	R T,M	0			
Exc Award (06/30/2018)																		
16644	AMPARO	01/12/1965	Active	21	1	4	-3	-12.50%	21	5	0			R	0		\$398.02	
Exc Award (06/30/2020, 06/30/2024)																		
16648	ARARAQUARA	08/23/1958	Active	8	0	0	0	0.00%	10		7		2	N M,SC	1			
16646	ARARAQUARA FONTE LUMI	03/22/1969	Active	33	0	1	-1	-2.94%	4	32	2			N SC	2			
16647	ARARAQUARA SANTA CRUZ	10/24/1967	Cancelled(7*)	0	0	0	0	0.00%	29		6		2	N M,SC	8	90+ Days		
16649	ARARAS	09/29/1956	Active	20	1	3	-2	-9.09%	25	49	0			N SC	1		\$186.76	
16651	BARIRI	03/09/1964	Active(3)	10	0	0	0	0.00%	14		7			R SC	1			
33701	BARRA BONITA	04/06/1977	Active	18	0	0	0	0.00%	15		8			N M,SC	0			
Exc Award (06/30/2024)																		
16974	BOTUCATU	09/21/1957	Active	19	1	3	-2	-9.52%	20	10	1			N	4			
Exc Award (06/30/2022, 06/30/2024)																		
58532	BOTUCATU LEAO DA SERRA	06/30/1996	Active	8	0	0	0	0.00%	8		8			IP M	10			
Exc Award (06/30/2023)																		
32529	CAMPINAS CARLOS GOMES	06/29/1976	Active	22	0	2	-2	-8.33%	27	34	0			N SC	0		\$191.38	



Club Health Assessment for District LC 3 through January 2025

			Status	Membership							Reports					Finance		LCIF
Club Number	Club Name	Charter Date		Current Member Count	YTD Members Added	YTD Members Dropped	YTD Net Growth	YTD Net Growth%	Member Count 12 Months Ago	Avg. length of service for dropped members	Months Since Last MMR ***	Yrs. Since Last Officer Report	President Rotation	Vice President Reported ****	Months Since Last Activity Report ***	Account Balance	Donations for current Fiscal Year	
			Number of times on status quo within last two years	If below 15 members appears				If net loss is greater than 20% appears			If no report in 3 months appears in	When more than one year appears in	Number of repeat terms	Notes the officers that do not have an active	If no report at 12 months appears in red			
Exc Award (06/30/2021)																		
119787	Campinas Cibernético "Guilherme de Almeida"	06/27/2013	Active(1)	7	0	0	0	0.00%	7		14		2	R	22			
Exc Award (06/30/2018)																		
40016	CAMPINAS METROPOLE	06/03/1981	Active	9	0	0	0	0.00%	9		6		2	R	VP 8			
16656	CAMPINAS OESTE	06/29/1973	Active	17	0	1	-1	-5.56%	18	10	0		4	R	M 1			
16662	CONCHAL	03/23/1969	Cancelled(8*)	0	0	13	-13	-100.00%	13	25	19		None		P,S,T,M,VP SC 24+	90+ Days		
16981	CONCHAS	09/06/1967	Active	41	14	1	13	46.43%	23	0	2		2	N	0	90+ Days		
Exc Award (06/30/2017, 06/30/2018, 06/30/2020)																		
130742	Cordeiropolis Comendador Jamil Abrahao Saad	04/21/2017	Active	38	14	1	13	52.00%	29	6	2			N	0			
33339	IBITINGA CENTENARIO	02/07/1977	Active	45	4	4	0	0.00%	44	3	1			N	1			
Exc Award (06/30/2020, 06/30/2024)																		
16665	ITAPIRA	06/08/1955	Active	34	1	8	-7	-17.07%	41	14	1			N	1		\$1,001.06	
Exc Award (06/30/2020, 06/30/2022)																		
30726	ITAPOLIS	05/13/1975	Active	38	0	0	0	0.00%	38		6			N	M 2			
Exc Award (06/30/2022)																		
110330	ITATINGA	02/21/2011	Active	13	0	0	0	0.00%	6		10		2	R	SC 1			
150000	Jahu - Comandante João Ribeiro de Barros	02/23/2022	Active	14	0	6	-6	-30.00%	16	3	3			N	SC 0			
16991	LARANJAL PAULISTA	05/26/1970	Active	18	0	0	0	0.00%	18		7			N	M 24+			
142959	Leme Cooperação	09/22/2020	Active	16	0	0	0	0.00%	16		7			N	2			
16671	LIMEIRA	07/23/1955	Active	25	1	3	-2	-7.41%	25	22	6			N	2			
16672	LIMEIRA NORTE	08/17/1968	Active	36	0	0	0	0.00%	36		5			N	0		\$140.00	
Exc Award (06/30/2023)																		
131345	Mineiros do Tiete	06/23/2017	Active	29	2	3	-1	-3.33%	20	4	1			IP	SC 0			
16673	MOCOCA	09/20/1964	Active	18	0	1	-1	-5.26%	18	2	1			N	M,VP 2			
16674	MOGI GUACU	05/04/1968	Active(2)	5	0	1	-1	-16.67%	7	46	1		2	R	S,M 2			
16676	MONTE MOR	05/21/1970	Active	49	0	2	-2	-3.92%	51	6	0			R	0			
Exc Award (06/30/2024)																		



Club Health Assessment for District LC 3 through January 2025

			Status	Membership							Reports					Finance		LCIF
Club Number	Club Name	Charter Date		Current Member Count	YTD Members Added	YTD Members Dropped	YTD Net Growth	YTD Net Growth%	Member Count 12 Months Ago	Avg. length of service for dropped members	Months Since Last MMR ***	Yrs. Since Last Officer Report	President Rotation	Vice President Reported ****	Months Since Last Activity Report ***	Account Balance	Donations for current Fiscal Year	
			Number of times on status quo within last two years	If below 15 members appears				If net loss is greater than 20% appears			If no report in 3 months appears in	When more than one year appears in	Number of repeat terms	Notes the officers that do not have an active	If no report at 12 months appears in red			
117932	MONTE MOR CIBERNETICO VANGUARDA	10/15/2012	Active	25	0	0	0	0.00%	25		7			N SC	5	90+ Days		
138302	Monte São	05/21/2019	Cancelled(8*)	0	0	5	-5	-100.00%	6	5	1		None	P,S,T,M,VP SC	10			
16677	NOVA ODESSA	01/08/1974	Active	26	2	0	2	8.33%	20		2		2 R		1			
	Exc Award (06/30/2024)																	
33180	PAULINIA	12/31/1976	Active	33	1	2	-1	-2.94%	32	2	3			VP,SC	2			
	Exc Award (06/30/2020, 06/30/2021, 06/30/2022)																	
16680	PIRACICABA	03/26/1955	Active	17	0	0	0	0.00%	17		13		4 R	SC	2			
63339	PIRACICABA CAMPESTRE	06/22/2000	Active	9	2	3	-1	-10.00%	10	5	1		3 R		4			
124644	Piracicaba Cruzeiro do Sul	04/23/2015	Active	18	0	0	0	0.00%	18		10		5 R		2			
16681	PIRACICABA INDEPENDENCIA	06/20/1972	Active	61	12	3	9	17.31%	48	0	1		N	SC	0			
	Exc Award (06/30/2022, 06/30/2023, 06/30/2024)															\$273.38		
16682	PIRACICABA LESTE	10/10/1968	Active	16	1	1	0	0.00%	17	11	4		2 R		1			
16683	PIRASSUNUNGA	04/03/1963	Active	62	5	3	2	3.33%	61	2	1			R SC	0			
	Exc Award (06/30/2019, 06/30/2021, 06/30/2022)																	
16686	POCOS CALDAS ALUMINIO	10/14/1970	Active	30	4	0	4	15.38%	26		0			N	0			
	Exc Award (06/30/2021, 06/30/2022, 06/30/2023)																	
118655	POÇOS DE CALDAS DAS AGUAS THERMAIS	01/24/2013	Active	5	0	2	-2	-28.57%	7	12	1		6 N		1			
	Exc Award (06/30/2018)																	
28147	POCOS DE CALDAS URANIO	03/11/1974	Active	33	0	3	-3	-8.33%	37	15	1				VP	0		
16688	RIO CLARO	10/16/1955	Active	31	2	2	0	0.00%	31	1	5		2 N		2			
	Exc Award (06/30/2018, 06/30/2022, 06/30/2023)																	
140020	Rio Claro Escudo De Davi	10/16/2019	Cancelled(8*)	0	0	13	-13	-100.00%	13	4	1	1	None	P,S,T,M,VP SC	21	90+ Days		
16696	SANTA BARBARA DOESTE	05/13/1960	Active	12	0	1	-1	-7.69%	10	45	3			N SC	0			
16690	SANTO ANTONIO DE POSSE	05/23/1969	Active	17	1	0	1	6.25%	16		0			N P	0			
34959	SAO CARLOS CLIMA	01/24/1978	Active	9	0	0	0	0.00%	9		8		6 R	SC	0			
16691	SAO JOAO BOA VISTA NORTE	12/22/1969	Active	11	0	0	0	0.00%	11		12			N SC	1			



Club Health Assessment for District LC 3 through January 2025

			Status	Membership							Reports					Finance	LCIF
Club Number	Club Name	Charter Date		Current Member Count	YTD Members Added	YTD Members Dropped	YTD Net Growth	YTD Net Growth%	Member Count 12 Months Ago	Avg. length of service for dropped members	Months Since Last MMR ***	Yrs. Since Last Officer Report	President Rotation	Vice President Reported ****	Months Since Last Activity Report ***	Account Balance	Donations for current Fiscal Year
			Number of times on status quo within last two years	If below 15 members appears				If net loss is greater than 20% appears			If no report in 3 months appears in	When more than one year appears in	Number of repeat terms	Notes the officers that do not have an active	If no report at 12 months appears in red		
16698	SAO JOAO DA BOA VISTA	07/30/1961	Active	16	0	1	-1	-5.88%	18	1	0		2	R	SC	4	
	Exc Award (06/30/2018)																
17009	SAO MANUEL	03/13/1965	Active	40	0	4	-4	-9.09%	44	10	1				VP,SC	3	\$42.85
	Exc Award (06/30/2018, 06/30/2020, 06/30/2023)																
16700	SERRA NEGRA	03/17/1964	Active	13	4	0	4	44.44%	9		3			R	M,SC	2	
	Exc Award (06/30/2018, 06/30/2020)																
39171	SOCORRO	12/02/1980	Active	12	0	0	0	0.00%	12		5		3	R	M,SC	3	
16660	SUMARE	08/27/1959	Active	68	0	2	-2	-2.86%	70	3	3			N		0	\$20.00
	Exc Award (06/30/2018, 06/30/2023, 06/30/2025)																

Clubs Cancelled Previous Fiscal Year – Clubs Cancelled within last 12 months may be reinstated

Club Number	Club Name	Charter Date	Current Status*	Cancellation Date
144142	Espirito Santo do Pinhal	12/29/2020	Cancelled(8*)	06/29/2024

Current Total Clubs Count	YTD New Clubs Count	YTD Cancelled Clubs Count	YTD Net Club Gain	Current Total Members Count	YTD Add	YTD Drop	YTD Net Growth	YTD Net Growth %	Member Count 12 Months Ago	Average Member Count Per Club	% of Clubs with less than 20 members	% No MMR in 3 Months	% No Officer Report in 12 Months	% of Clubs with balance 90+ days	Number of Clubs in Status Quo	% Status Quo Clubs in Financial Suspension	Number of Cancelled Clubs	Average Cancelled Club Age	Members Lost Due to Cancellation	% of Clubs Cancelled for Non-Financial Reasons
58	0	4	-4	1,360	78	123	-45	-3.20%	1,337	23	52%	48%	0%	2%	0	0%	4	32	31	0%

* - P - Priority Club. Cancellation Reasons: 1-Objectives/conduct, 2-Non-active club, 5-Non-existing club, 6-Disbanding, 7-Merger, 8-Financial Suspension, 9-District/Multiple District Dues.

** - Abbreviation: P-President, S-Secretary, T-Treasurer, M-Member Chairperson, VP-First Vice President, MC-Communications Chairperson, SC-Service Chairperson

*** - Abbreviation: N/R - Never reported using the Lions Clubs website, N/A - Not applicable, No password registered for the Lions Clubs website.

**** - Abbreviation: N - New, IP - Immediate Past, R - Repeat.




Club Health Assessment for District LC 4 through January 2025

Club Number	Club Name	Charter Date	Status	Membership							Reports					Finance	LCIF
				Current Member Count	YTD Members Added	YTD Members Dropped	YTD Net Growth	YTD Net Growth%	Member Count 12 Months Ago	Avg. length of service members	Months Since Last MMR ***	Yrs. Since Last Officer Report	President Rotation	Vice President Reported ****	Months Since Last Activity Report ***	Account Balance	Donations for current Fiscal Year
			Number of times on status quo within last two years	If below 15 members appears				If net loss is greater than 20% appears			If no report in 3 months appears	When more than one year appears in	Number of repeat terms	Notes the officers that do not have an active	If no report at 12 months red		
Clubs less than two years old																	
179091	Caeté Emboabas	11/20/2024	Newly Chartered	21	31	10	21	100.00%	0	1	0			T,M,VP,SC	N/R		
171817	PERDIGAO	06/05/2024	Active(1)	18	0	3	-3	-14.29%	0	1	1		2	N	M,VP,SC	N/A	
Clubs more than two years old																	
16921	BELO HORIZONTE CARMO SION	05/15/1970	Active	15	0	2	-2	-11.76%	17	8	5			N		1	
16920	BELO HORIZONTE CENTRO	12/28/1954	Active	18	0	0	0	0.00%	14		8		2	R	VP	24+	
29491	BELO HORIZONTE FLORESTA	06/18/1974	Active	24	2	6	-4	-14.29%	28	8	2		3	R		0	
16919	BELO HORIZONTE GUTIERREZ	09/21/1971	Active	14	1	1	0	0.00%	14	44	1		3	R	P	8	
16934	BELO HORIZONTE JARAGUA	06/14/1970	Active	28	4	4	0	0.00%	27	3	0			N	SC	0	
16923	BELO HORIZONTE LIBERDADE	11/14/1965	Active	18	0	0	0	0.00%	19		3			N		6	
	Exc Award (06/30/2023)																
31751	BELO HORIZONTE MANGABEIRAS	02/24/1976	Active	22	0	3	-3	-12.00%	21	10	0		8		P,VP,SC	7	
16918	BELO HORIZONTE NOVA SUISSA	04/25/1973	Active	20	1	2	-1	-4.76%	21	7	1			N	T	1	
	Exc Award (06/30/2018)																
52858	BELO HORIZONTE OURO	04/01/1992	Active	24	0	1	-1	-4.00%	25	4	2			N	M	0	
	Exc Award (06/30/2017)																
16931	BELO HORIZONTE SANTA TEREZA	05/28/1969	Active(1)	27	7	2	5	22.73%	25	0	0			N		0	
	Exc Award (06/30/2023)																
16930	BELO HORIZONTE SANTO ANTONIO	03/11/1969	Active	15	0	0	0	0.00%	18		1		2	N		24+	
29958	BELO HORIZONTE SERRA DO CURRAL	11/29/1974	Active	3	0	1	-1	-25.00%	4	24	1		None		P,T,M,VP,SC	12	
44368	BELO HORIZONTE SOLIDARIEDADE	11/01/1984	Active	26	0	2	-2	-7.14%	28	3	0		2	N	SC	0	
16932	BETIM	06/21/1967	Active	24	0	5	-5	-17.24%	30	10	1				VP,SC	1	\$1,602.82
16935	BOM DESPACHO	01/19/1969	Active	62	3	1	2	3.33%	58	8	2			N		0	\$1,394.05



Club Health Assessment for District LC 4 through January 2025

			Status	Membership							Reports					Finance	LCIF	
Club Number	Club Name	Charter Date		Current Member Count	YTD Members Added	YTD Members Dropped	YTD Net Growth	YTD Net Growth%	Member Count 12 Months Ago	Avg. length of service for dropped members	Months Since Last MMR ***	Yrs. Since Last Officer Report	President Rotation	Vice President Reported ****	Months Since Last Activity Report ***	Account Balance	Donations for current Fiscal Year	
			Number of times on status quo within last two years	If below 15 members appears					If net loss is greater than 20% appears			If no report in 3 months appears in	When more than one year appears in	Number of repeat terms	Notes the officers that do not have an active	If no report at 12 months appears in red		
Exc Award (06/30/2020, 06/30/2023, 06/30/2020)			Active	36	0	31	-31	-46.27%	35	0	2			N	13		\$200.14	
50235	CACHOEIRA DO CAMPO	02/27/1990																
Exc Award (06/30/2018, 06/30/2019, 06/30/2020)			Active(1)	16	0	0	0	0.00%	16		14		3	R	M,SC	24+		
16939	CONCEICAO DO MATO DENTRO	11/03/1968																
16951	CONSELHEIRO LAFAIETE ALVORADA	04/15/1968	Active	30	0	0	0	0.00%	31		10			N	SC	24+		
16937	CORINTO	12/22/1968	Active	22	0	1	-1	-4.35%	23	18	5		5	R	T,M,SC	14		
Exc Award (06/30/2022)			Active	41	1	0	1	2.50%	33		1			N		4		
16942	CURVELO	10/29/1967																
Exc Award (06/30/2016)			Active	16	0	0	0	0.00%	16		10			R	SC	10		
16943	DIAMANTINA	04/27/1969																
148689	Divinópolis Bike	10/19/2021	Active	20	4	5	-1	-4.76%	22	2	1			N	M,SC	6		
16945	DIVINOPOLIS CANDIDES	10/19/1969	Active	37	6	4	2	5.71%	36	7	1			R		0		
Exc Award (06/30/2018, 06/30/2022)			Active	21	1	3	-2	-8.70%	20	5	0			IP	S	10		
16944	DIVINOPOLIS PIONEIRO	05/25/1967																
Exc Award (06/30/2022)			Active	29	2	0	2	7.41%	29		2		2	N		0		
29380	ESMERALDAS	05/23/1974																
16946	ITABIRITO	10/28/1968	Active	23	1	1	0	0.00%	23	1	1			N	VP	2		
Exc Award (06/30/2022)			Active	36	0	2	-2	-5.26%	31	12	1			N		9		
16949	JANAUBA	10/12/1968																
Exc Award (06/30/2024)			Active	45	3	0	3	7.14%	40		1			N		1		\$2,200.92
16950	LAFAIETE CENTRO L C	10/20/1962																
Exc Award (06/30/2022)			Active	72	0	2	-2	-2.70%	77	16	1			N		0		
34853	LAGOA SANTA	12/22/1977																
40313	MARIANA O LEAO DAS MINAS	08/28/1981	Active	25	0	0	0	0.00%	25		4				T,M,VP,SC	2		\$400.28
Exc Award (06/30/2019)			Active	19	0	2	-2	-9.52%	21	8	1			N	P	5		
34281	MONTES CLAROS SERTANEJO	06/29/1977																
16955	NOVA LIMA	03/18/1967	Active	63	1	5	-4	-5.97%	65	11	1			N	M,SC	1		



Club Health Assessment for District LC 4 through January 2025

			Status	Membership							Reports					Finance		LCIF		
Club Number	Club Name	Charter Date		Current Member Count	YTD Members Added	YTD Members Dropped	YTD Net Growth	YTD Net Growth%	Member Count 12 Months Ago	Avg. length of service for dropped members	Months Since Last MMR ***	Yrs. Since Last Officer Report	President Rotation	Vice President Reported ****	Months Since Last Activity Report ***	Account Balance	Donations for current Fiscal Year			
			Number of times on status quo within last two years	If below 15 members appears	If net loss is greater than 20% appears						If no report in 3 months appears in	When more than one year appears in	Number of repeat terms	Notes the officers that do not have an active	If no report at 12 months appears in red					
116093	NOVA LIMA ALPHAVILLE LAGOA DOS INGLESES	02/21/2012	Active	23	9	0	9	64.29%	14		0		2	P,VP,SC	24+					
32093	NOVA SERRANA	04/20/1976	Active(1)	29	0	1	-1	-3.33%	30	6	3			IP	2					
Exc Award (06/30/2024)																				
16956	OURO PRETO	10/27/1968	Active(1)	17	0	0	0	0.00%	17		7			R	24+					
16959	PEDRO LEOPOLDO	02/12/1966	Active	33	3	4	-1	-2.94%	36	2	0			N	P,M,VP	0	\$1,360.14			
Exc Award (06/30/2017)																				
16961	PIRAPORA	10/04/1970	Active(2)	9	0	0	0	0.00%	9		12			N	P,M,VP,SC	10				
16962	POMPEU	12/15/1968	Active	16	0	0	0	0.00%	16		7		3		VP	15				
31460	SANTA LUZIA	12/09/1975	Active	23	0	0	0	0.00%	23		8				P,M,VP	17				
16965	SETE LAGOAS	10/24/1964	Active	12	0	3	-3	-20.00%	17	21	2			N	M	1				
39017	SETE LAGOAS ALVORADA	10/31/1980	Active	21	3	2	1	5.00%	22	2	3				M,VP,SC	1				
16966	SETE LAGOAS CENTENARIO	03/19/1967	Active	11	2	2	0	0.00%	12	2	1		2	R		21				
34190	TRES MARIAS	06/07/1977	Active	35	6	4	2	6.06%	33	9	0			N	S,VP,SC	0				
Exc Award (06/30/2021, 06/30/2024)																				
34189	VESPASIANO	06/26/1977	Active	34	1	7	-6	-15.00%	37	8	1		2	N	M	1	\$115.51			
Exc Award (06/30/2024)																				
Current Total Clubs Count	YTD New Clubs Count	YTD Cancelled Clubs Count	YTD Net Club Gain	Current Total Members Count	YTD Add	YTD Drop	YTD Net Growth	YTD Net Growth %	Member Count 12 Months Ago	Average Member Count Per Club	% of Clubs with less than 20 members	% No MMR in 3 Months	% No Officer Report in 12 Months	% of Clubs with balance 90+ days	Number of Clubs in Status Quo	% Status Quo Clubs in Financial Suspension	Number of Cancelled Clubs	Average Cancelled Club Age	Members Lost Due to Cancellation	% of Clubs Cancelled for Non-Financial Reasons
46	1	0	1	1,193	92	122	-30	-2.45%	1,158	26	33%	30%	0%	0%	0	0%	0	0	0	0%

* - P - Priority Club. Cancellation Reasons: 1-Objectives/conduct, 2-Non-active club, 5-Non-existing club, 6-Disbanding, 7-Merger, 8-Financial Suspension, 9-District/Multiple District Dues.

** - Abbreviation: P-President, S-Secretary, T-Treasurer, M-Member Chairperson, VP-First Vice President, MC-Communications Chairperson, SC-Service Chairperson

*** - Abbreviation: N/R - Never reported using the Lions Clubs website, N/A - Not applicable, No password registered for the Lions Clubs website.

**** - Abbreviation: N - New, IP - Immediate Past, R - Repeat.



Club Health Assessment for District LC 5 through January 2025

			Status	Membership							Reports					Finance		LCIF
Club Number	Club Name	Charter Date		Current Member Count	YTD Members Added	YTD Members Dropped	YTD Net Growth	YTD Net Growth%	Member Count 12 Months Ago	Avg. length of service for dropped members	Months Since Last MMR ***	Yrs. Since Last Officer Report	President Rotation	Vice President Reported ****	Months Since Last Activity Report ***	Account Balance	Donations for current Fiscal Year	
			Number of times on status quo within last two years	If below 15 members appears				If net loss is greater than 20% appears			If no report in 3 months appears in	When more than one year appears in	Number of repeat terms	Notes the officers that do not have an active	If no report at 12 months appears in red			
Clubs less than two years old																		
157136	Guarulhos Metropolitano	01/12/2024	Active	36	7	1	6	20.00%	22	1	2			N	M,SC	0	\$85.00	
	Exc Award (06/30/2024)																	
171806	Mongagua	06/07/2024	Active	19	0	1	-1	-5.00%	0	1	0		2		M,VP,SC	N/R		
179757	São José dos Campos Urbanova	12/13/2024	Newly Chartered	21	21	0	21	100.00%	0		0		None		P,S,T,M,VP SC	N/A		
Clubs more than two years old																		
17195	ARUJA	05/04/1963	Active	35	9	0	9	34.62%	28		0			N		4		
	Exc Award (06/30/2024)																	
17196	ATIBAIA	08/08/1959	Active	15	0	0	0	0.00%	16		10		3	N	M	0		
	Exc Award (06/30/2019)																	
30958	BERTIOGA	06/24/1975	Active	39	0	9	-9	-18.75%	49	3	0			N	M	0	\$4,002.21	
	Exc Award (06/30/2018, 06/30/2019, 06/30/20																	
130170	Braganca Paulista IP Bob Colew	03/01/2017	Active	3	0	0	0	0.00%	3		7		2	R		24+		
	Exc Award (06/30/2019, 06/30/2021)																	
17198	CACAPAVA	05/22/1965	Active	14	0	1	-1	-6.67%	14	1	4		3	N	M,SC	0	\$1,944.76	
	Exc Award (06/30/2019, 06/30/2021, 06/30/20																	
58781	CACHOEIRA PAULISTA	10/22/1996	Active	13	1	4	-3	-18.75%	17	12	1			R	M	0		
	Exc Award (06/30/2018)																	
60731	CARAGUATATUBA	05/06/1998	Active	15	5	3	2	15.38%	18	4	1			N	S,SC	13		
119451	CARAGUATATUBA MAR	05/23/2013	Active	25	7	8	-1	-3.85%	26	3	1			R		1		
	Exc Award (06/30/2021)																	
17201	CRUZEIRO	12/13/1964	Active(1)	6	0	2	-2	-25.00%	8	2	0		4		M,VP,SC	24+		
17202	CUBATAO	06/12/1956	Active(1)	11	0	0	0	0.00%	11		6		2	N	M,SC	24+		
17203	DIADEMA	02/21/1961	Active	26	0	0	0	0.00%	23		8		3		VP	0		
	Exc Award (06/30/2021, 06/30/2024)																	
17204	GUARATINGUETA	05/01/1965	Active	15	0	0	0	0.00%	15		26				S,M,VP,SC	24+		
17207	GUARATINGUETA PEDREGU	05/28/1969	Active(3)	6	0	0	0	0.00%	6		14				M,VP,SC	24+		



Club Health Assessment for District LC 5 through January 2025

Club Number	Club Name	Charter Date	Status	Membership							Reports					Finance	LCIF
				Current Member Count	YTD Members Added	YTD Members Dropped	YTD Net Growth	YTD Net Growth%	Member Count 12 Months Ago	Avg. length of service for dropped members	Months Since Last MMR ***	Yrs. Since Last Officer Report	President Rotation	Vice President Reported ****	Months Since Last Activity Report ***	Account Balance	Donations for current Fiscal Year
			Number of times on status quo within last two years	If below 15 members appears				If net loss is greater than 20% appears			If no report in 3 months appears in	When more than one year appears in	Number of repeat terms	Notes the officers that do not have an active	If no report at 12 months red		
17206	GUARUJA SUL	06/13/1968	Active(1)	15	0	2	-2	-11.76%	17	8	1		3	R T,M,VP	3		
17209	GUARULHOS	01/19/1961	Active	33	1	2	-1	-2.94%	33	21	0			N	0		\$2,000.14
	Exc Award (06/30/2018, 06/30/2021, 06/30/20																
60911	GUARULHOS AEROPORTO	06/25/1998	Active	15	1	2	-1	-6.25%	16	6	1			VP	0		\$1,000.46
	Exc Award (06/30/2018, 06/30/2021, 06/30/20																
138212	Guarulhos Maia	05/24/2019	Active	42	4	0	4	10.53%	36		0			N M,SC	0		\$2,000.00
	Exc Award (06/30/2021, 06/30/2022, 06/30/20																
17210	GUARULHOS NORTE	06/13/1973	Active	24	0	3	-3	-11.11%	30	6	6			N M,SC	2		\$100.00
	Exc Award (06/30/2019, 06/30/2021)																
38911	GUARULHOS SUL	09/03/1980	Active	17	0	3	-3	-15.00%	20	8	0			R	1		
56878	ILHA BELA	04/28/1995	Active(1)	18	0	0	0	0.00%	18		24			T,M,VP,SC	24+		
17211	ITANHAEM	12/22/1963	Active	11	4	4	0	0.00%	11	9	1		2	M,VP,SC	24+		
17212	JACAREI	05/03/1957	Active	15	2	0	2	15.38%	13		3		2	N M,VP,SC	20		
17213	LORENA	09/03/1965	Active	20	0	2	-2	-9.09%	25	12	0			R VP	1		
	Exc Award (06/30/2018, 06/30/2019)																
17214	MAIRIPORA	05/31/1960	Active	16	0	1	-1	-5.88%	18	24	1		2	M,VP,SC	3		
	Exc Award (06/30/2023)																
143820	Mairiporã Ilé Ifá	12/03/2020	Active(1)	1	0	0	0	0.00%	2		8	1	None	P,S,T,M,VP SC	13		
17216	MOGI DAS CRUZES	03/22/1962	Active	43	0	2	-2	-4.44%	42	15	1			N	0		
	Exc Award (06/30/2019, 06/30/2023, 06/30/20																
125117	Mogi das Cruzes Bras Cubas	06/19/2015	Active	4	0	0	0	0.00%	11		7		3	M,VP,SC	10		
17217	MOGI DAS CRUZES ESTÂNCIA	05/23/1969	Active	11	0	1	-1	-8.33%	13	11	3			N	0		\$1,000.14
117852	MOGI DAS CRUZES ITAPETY	09/18/2012	Active	21	3	4	-1	-4.55%	25	2	0			R	0		
17222	POA	06/19/1960	Active	5	0	0	0	0.00%	5		9		3	R	13		
17223	PRAIA GRANDE	06/05/1967	Active	35	2	0	2	6.06%	34		1		3	R	16		
	Exc Award (06/30/2021)																
153569	Praia Grande IP Brian Sheehan	01/30/2023	Active	7	0	3	-3	-30.00%	10	2	1			N T,M,SC	9		



Club Health Assessment for District LC 5 through January 2025

			Status	Membership							Reports					Finance		LCIF
Club Number	Club Name	Charter Date		Current Member Count	YTD Members Added	YTD Members Dropped	YTD Net Growth	YTD Net Growth%	Member Count 12 Months Ago	Avg. length of service for dropped members	Months Since Last MMR ***	Yrs. Since Last Officer Report	President Rotation	Vice President Reported ****	Months Since Last Activity Report ***	Account Balance	Donations for current Fiscal Year	
			Number of times on status quo within last two years	If below 15 members appears					If net loss is greater than 20% appears			If no report in 3 months appears in	When more than one year appears in	Number of repeat terms	Notes the officers that do not have an active	If no report at 12 months red		
36815	PRAIA GRANDE OCIAN	03/26/1979	Active	7	0	0	0	0.00%	7		16		11	M,VP,SC	24+			
38625	SANTA ISABEL	06/19/1980	Active	23	0	0	0	0.00%	23		7		2	R P	0		\$1,061.14	
17234	SANTO ANDRE CENTRO	09/26/1957	Active	14	2	2	0	0.00%	15	28	2			N	2			
Exc Award (06/30/2019)																		
17231	SANTO ANDRE JARDIM	03/15/1966	Active(1)	23	5	1	4	21.05%	11	0	2			N	1			
32095	SANTOS	04/21/1976	Active	38	0	1	-1	-2.56%	41	8	3			R	0		\$3,001.58	
130150	São Bento do Sapucaí	02/21/2017	Active	10	0	1	-1	-9.09%	10	0	0		2	R M,SC	0			
Exc Award (06/30/2021, 06/30/2023)																		
17225	SÃO BERNARDO DO CAMPO	05/16/1969	Active	14	0	0	0	0.00%	14		6		11	R	0			
Exc Award (06/30/2021, 06/30/2023)																		
17228	SAO BERNARDO DO CAMPO R RAMOS	08/24/1971	Active	7	0	0	0	0.00%	7		38		6	T,M,VP,SC	24+			
17235	SAO CAETANO DO SUL	06/27/1955	Active	38	5	1	4	11.76%	34	6	1			N	7		\$4,210.46	
Exc Award (06/30/2019, 06/30/2024)																		
32948	SAO CAETANO DO SUL FUNDACAO	11/11/1976	Active	9	0	1	-1	-10.00%	10	13	3		12	R T,M,SC	18			
108471	SÃO CAETANO DO SUL SANTA MARIA	05/27/2010	Active	27	0	1	-1	-3.57%	32	15	0		13	M,VP,SC	10			
17229	SAO CAETANO DO SUL STA PAULA	10/29/1968	Active(1)	16	0	0	0	0.00%	16		10		3	T,M,VP,SC	11			
17237	SAO JOSE DOS CAMPOS AUGUSTIN SOLIVA	11/04/1955	Active	67	2	0	2	3.08%	59		2			N	1		\$2,120.31	
Exc Award (06/30/2024)																		
29293	SAO JOSE DOS CAMPOS ESPLANADA	05/07/1974	Active	14	0	0	0	0.00%	12		2			N M,SC	0		\$2,001.28	
Exc Award (06/30/2017, 06/30/2019, 06/30/2020)																		
66723	SAO JOSE DOS CAMPOS-SUL	10/14/2002	Active	17	0	0	0	0.00%	20		6			VP	10			
Exc Award (06/30/2018, 06/30/2019, 06/30/2020)																		
48775	SAO SEBASTIAO	06/28/1988	Active(1)	12	0	0	0	0.00%	12		11		3	N	18			
17238	SAO VICENTE	01/22/1955	Active	39	3	3	0	0.00%	38	9	5			N	0			
Exc Award (06/30/2021, 06/30/2023, 06/30/2024)																		



Club Health Assessment for District LC 5 through January 2025

			Status	Membership							Reports				Finance	LCIF	
Club Number	Club Name	Charter Date		Current Member Count	YTD Members Added	YTD Members Dropped	YTD Net Growth	YTD Net Growth%	Member Count 12 Months Ago	Avg. length of service for dropped members	Months Since Last MMR ***	Yrs. Since Last Officer Report	President Rotation	Vice President Reported ****	Months Since Last Activity Report ***	Account Balance	Donations for current Fiscal Year
			Number of times on status quo within last two years	If below 15 members appears				If net loss is greater than 20% appears			If no report in 3 months appears in	When more than one year appears in	Number of repeat terms	Notes the officers that do not have an active	If no report at 12 months appears in red		
17245	SUZANO	06/09/1967	Active	23	0	2	-2	-8.00%	23	4	2			M,VP	12		
	Exc Award (06/30/2017, 06/30/2019, 06/30/20																
17246	TAUBATE	08/26/1957	Active(1)	12	0	2	-2	-14.29%	12	6	2		N	S,M	24+		
	Exc Award (06/30/2017, 06/30/2018)																

Clubs Cancelled Previous Fiscal Year – Clubs Cancelled within last 12 months may be reinstated

Club Number	Club Name	Charter Date	Current Status*	Cancellation Date
17241	SANTOS OESTE	11/29/1968	Cancelled(7*)	07/29/2023
17233	SANTOS SUL	12/10/1960	Cancelled(7*)	07/29/2023
102029	UBATUBA	05/08/2008	Cancelled(8*)	12/29/2023

Current Total Clubs Count	YTD New Clubs Count	YTD Cancelled Clubs Count	YTD Net Club Gain	Current Total Members Count	YTD Add	YTD Drop	YTD Net Growth	YTD Net Growth %	Member Count 12 Months Ago	Average Member Count Per Club	% of Clubs with less than 20 members	% No MMR in 3 Months	% No Officer Report in 12 Months	% of Clubs with balance 90+ days	Number of Clubs in Status Quo	% Status Quo Clubs in Financial Suspension	Number of Cancelled Clubs	Average Cancelled Club Age	Members Lost Due to Cancellation	% of Clubs Cancelled for Non-Financial Reasons
54	1	0	1	1,062	84	73	11	1.05%	1,031	20	61%	44%	2%	0%	0	0%	0	0	0	0%

* - P - Priority Club. Cancellation Reasons: 1-Objectives/conduct, 2-Non-active club, 5-Non-existing club, 6-Disbanding, 7-Merger, 8-Financial Suspension, 9-District/Multiple District Dues.

** - Abbreviation: P-President, S-Secretary, T-Treasurer, M-Member Chairperson, VP-First Vice President, MC-Communications Chairperson, SC-Service Chairperson

*** - Abbreviation: N/R - Never reported using the Lions Clubs website, N/A - Not applicable, No password registered for the Lions Clubs website.

**** - Abbreviation: N - New, IP - Immediate Past, R - Repeat.



Club Health Assessment for District LC 6 through January 2025

			Status	Membership							Reports					Finance		LCIF
Club Number	Club Name	Charter Date		Current Member Count	YTD Members Added	YTD Members Dropped	YTD Net Growth	YTD Net Growth%	Member Count 12 Months Ago	Avg. length of service for dropped members	Months Since Last MMR ***	Yrs. Since Last Officer Report	President Rotation	Vice President Reported ****	Months Since Last Activity Report ***	Account Balance	Donations for current Fiscal Year	
			Number of times on status quo within last two years	If below 15 members appears				If net loss is greater than 20% appears			If no report in 3 months appears in	When more than one year appears in	Number of repeat terms	Notes the officers that do not have an active	If no report at 12 months appears in red			
Clubs more than two years old																		
17249	ALTINOPOLIS	05/01/1970	Active	13	0	0	0	0.00%	13		8			R	T,M,SC	8		
56945	AURIFLAMA	05/05/1995	Active	50	0	0	0	0.00%	45		4			N		7		
Exc Award (06/30/2017, 06/30/2018, 06/30/20																		
17250	BARRETOS	10/08/1961	Active	14	0	0	0	0.00%	13		1			R		0		
Exc Award (06/30/2016, 06/30/2018, 06/30/20																		
17251	BATATAIS	09/18/1966	Active	29	7	16	-9	-23.68%	36	10	0			N	SC	9		
33340	BRODOWSKI	02/23/1977	Active	18	1	2	-1	-5.26%	18	8	0			N		0	\$20.00	
Exc Award (06/30/2021, 06/30/2024)																		
17255	CATANDUVA	02/25/1956	Active	26	0	1	-1	-3.70%	28	47	0				S,M,VP,SC	10		
Exc Award (06/30/2018, 06/30/2022)																		
17256	CRAVINHOS	03/31/1964	Active	25	2	0	2	8.70%	23		1			N		0		
Exc Award (06/30/2017, 06/30/2018, 06/30/20																		
34102	DUMONT	06/17/1977	Active(1)	9	0	0	0	0.00%	9		19		3		T,M,VP,SC	19		
50801	FERNANDOPOLIS CIDADE PROGRESSO	06/29/1990	Active	31	0	0	0	0.00%	31		6			N	SC	10		
Exc Award (06/30/2018)																		
17259	FRANCA	09/20/1958	Active	24	0	1	-1	-4.00%	26	32	4			N		0	\$140.00	
Exc Award (06/30/2019, 06/30/2022)																		
45502	FRANCA CIDADE NOVA	11/12/1985	Active	10	1	0	1	11.11%	11		3		2	N	M,SC	1	90+ Days	
Exc Award (06/30/2018)																		
46643	FRANCA DO IMPERADOR	11/17/1986	Active	14	0	0	0	0.00%	14		5		3	R	M	2		
Exc Award (06/30/2017)																		
61363	FRANCA INOVACAO	12/21/1998	Active	11	1	0	1	10.00%	10		3		3	R	M,SC	0		
Exc Award (06/30/2018, 06/30/2024)																		
34101	FRANCA SOBRAL	06/17/1977	Active	40	9	3	6	17.65%	29	4	0		None	N	P,M,SC	4		
Exc Award (06/30/2017, 06/30/2022)																		
17261	GUAIRA	11/19/1973	Active	16	3	3	0	0.00%	15	2	3			R	P,M,VP	9	\$14.00	
Exc Award (06/30/2017)																		



Club Health Assessment for District LC 6 through January 2025

			Status	Membership							Reports					Finance	LCIF	
Club Number	Club Name	Charter Date		Current Member Count	YTD Members Added	YTD Members Dropped	YTD Net Growth	YTD Net Growth%	Member Count 12 Months Ago	Avg. length of service for dropped members	Months Since Last MMR ***	Yrs. Since Last Officer Report	President Rotation	Vice President Reported ****	Months Since Last Activity Report ***	Account Balance	Donations for current Fiscal Year	
			Number of times on status quo within last two years	If below 15 members appears				If net loss is greater than 20% appears			If no report in 3 months appears in	When more than one year appears in	Number of repeat terms		Notes the officers that do not have an active	If no report at 12 months appears in red		
104975	GUAIRA AGUAS CORRENTES Exc Award (06/30/2017)	03/17/2009	Active(1)	15	0	0	0	0.00%	17		10			R	M,VP,SC	24+		
17262	GUARA Exc Award (06/30/2018)	01/25/1970	Active	15	0	2	-2	-11.76%	17	34	3			N	S,M,VP,SC	19		
17263	GUARIBA Exc Award (06/30/2018, 06/30/2022)	05/23/1965	Active	21	1	0	1	5.00%	20		0			R		0		
17265	ICEM Exc Award (06/30/2017, 06/30/2018)	06/14/1969	Active	20	7	1	6	42.86%	15	0	0				T,M,VP,SC	4		
17266	IGARAPAVA Exc Award (06/30/2022)	12/04/1973	Active	5	0	0	0	0.00%	6		9		2		S,T,M,VP,SC	19	90+ Days	
43364	INDIAPORA Exc Award (06/30/2018, 06/30/2022)	01/03/1984	Active	12	0	1	-1	-7.69%	14	7	0			N	SC	2		
64754	IPUA Exc Award (06/30/2018, 06/30/2023)	10/31/2001	Active(2)	5	0	0	0	0.00%	5		14		2		M,VP,SC	19		
17267	ITUVERAVA	04/22/1963	Active	34	0	1	-1	-2.86%	35	24	4			N	M	7		
17268	JABOTICABAL Exc Award (06/30/2018, 06/30/2023)	09/29/1962	Active	53	4	2	2	3.92%	53	16	2			N		0		\$2,000.28
17269	JALES Exc Award (06/30/2018, 06/30/2022, 06/30/20)	06/19/1969	Active	29	0	2	-2	-6.45%	23	1	0			N		0		
17271	MATAO Exc Award (06/30/2017, 06/30/2018, 06/30/20)	01/14/1962	Active	51	0	0	0	0.00%	51		5			N		0		
42081	MIGUELOPOLIS	12/09/1982	Active	23	0	6	-6	-20.69%	29	2	0			R	SC	10		
17272	MIRASSOL Exc Award (06/30/2017, 06/30/2022)	09/19/1956	Active	52	6	2	4	8.33%	51	33	0			N		6		\$120.00
17274	MONTE ALTO Exc Award (06/30/2018, 06/30/2022, 06/30/20)	04/20/1959	Active	19	2	1	1	5.56%	17	1	1		2	N		0		
17273	MONTE AZUL PAULISTA	06/23/1964	Active	22	0	3	-3	-12.00%	27	20	0		2	N		2		
30727	NEVES PAULISTA Exc Award (06/30/2017, 06/30/2023)	05/13/1975	Active	17	0	3	-3	-15.00%	19	3	1			R		2		




Club Health Assessment for District LC 6 through January 2025

			Status	Membership							Reports					Finance		LCIF
Club Number	Club Name	Charter Date		Current Member Count	YTD Members Added	YTD Members Dropped	YTD Net Growth	YTD Net Growth%	Member Count 12 Months Ago	Avg. length of service for dropped members	Months Since Last MMR ***	Yrs. Since Last Officer Report	President Rotation	Vice President Reported ****	Months Since Last Activity Report ***	Account Balance	Donations for current Fiscal Year	
			Number of times on status quo within last two years	If below 15 members appears				If net loss is greater than 20% appears			If no report in 3 months appears in	When more than one year appears in	Number of repeat terms	Notes the officers that do not have an active	If no report at 12 months appears in red			
35582	NHANDEARA	05/16/1978	Active	31	0	1	-1	-3.13%	31	1	1		2	R P,T,VP	9			
Exc Award (06/30/2016, 06/30/2017, 06/30/2020)																		
140207	Nhandeara Alianca	11/22/2019	Active	22	0	0	0	0.00%	18		1			N	0			
Exc Award (06/30/2022)																		
17276	NOVO HORIZONTE	04/17/1967	Active	15	0	0	0	0.00%	13		8		4	M,VP,SC	2			
Exc Award (06/30/2018, 06/30/2022, 06/30/2020)																		
17277	OLIMPIA	05/28/1964	Active(1)	20	0	0	0	0.00%	20		19	1	None	P,S,T,M,VP SC	19			
17278	ORLANDIA	04/04/1970	Active	32	0	2	-2	-5.88%	31	2	2			N	0			
Exc Award (06/30/2017, 06/30/2018, 06/30/2020)																		
75922	OUROESTE	06/30/2003	Active	32	0	0	0	0.00%	32		7			N	1			
Exc Award (06/30/2018, 06/30/2022)																		
17279	PALMEIRA D'OESTE	03/17/1968	Active(1)	16	0	0	0	0.00%	16		10			N SC	6			
Exc Award (06/30/2016, 06/30/2017, 06/30/2020)																		
17444	PASSOS	06/01/1969	Active	33	4	19	-15	-31.25%	45	5	1			N M,VP	0			
Exc Award (06/30/2022)																		
51593	PEDREGULHO USINA DE ESTREITO	04/29/1991	Active	6	1	10	-9	-60.00%	11	2	1			P,S,T,M,VP SC	1			
119196	POLONI	04/16/2013	Active	15	0	0	0	0.00%	12		7		2	R S,T,SC	0			
Exc Award (06/30/2017, 06/30/2018, 06/30/2020)																		
17283	POTIRENDABA	10/20/1961	Active	17	0	2	-2	-10.53%	16	7	6		3	R	0			
Exc Award (06/30/2017, 06/30/2021, 06/30/2020)																		
17284	RIBEIRAO PRETO	03/09/1959	Active(1)	21	2	0	2	10.53%	17		3			N SC	0			
Exc Award (06/30/2024)																		
17286	RIBEIRAO PRETO CAMPOS ELISEOS	05/13/1969	Active	17	1	0	1	6.25%	8		0			VP,SC	0			
Exc Award (06/30/2017, 06/30/2022)																		
33222	RIBEIRAO PRETO JARDIM PAULISTA	01/06/1977	Active	7	0	1	-1	-12.50%	9	29	1		None	P,S,T,M,VP SC	5			
119758	Santa Fe do Sul Virtual	06/21/2013	Active	7	0	0	0	0.00%	7		7			N	6			
Exc Award (06/30/2019, 06/30/2021, 06/30/2020)																		
17288	SAO JOAQUIM DA BARRA	08/24/1969	Active	37	1	0	1	2.78%	32		2			VP	6			



Club Health Assessment for District LC 6 through January 2025

			Status	Membership							Reports					Finance		LCIF
Club Number	Club Name	Charter Date		Current Member Count	YTD Members Added	YTD Members Dropped	YTD Net Growth	YTD Net Growth%	Member Count 12 Months Ago	Avg. length of service for dropped members	Months Since Last MMR ***	Yrs. Since Last Officer Report	President Rotation	Vice President Reported ****	Months Since Last Activity Report ***	Account Balance	Donations for current Fiscal Year	
			Number of times on status quo within last two years	If below 15 members appears				If net loss is greater than 20% appears			If no report in 3 months appears in	When more than one year appears in	Number of repeat terms		Notes the officers that do not have an active	If no report at 12 months appears in red		
Exc Award (06/30/2018)			Active	15	1	4	-3	-16.67%	15	7	5				VP	1		
17289	SAO JOSE DO RIO PRETO	09/07/1953																
Exc Award (06/30/2023, 06/30/2024)			Active	20	0	0	0	0.00%	19		6				P,S,T,M,VP SC	11		
17291	SAO JOSE DO RIO PRETO SUL	11/12/1968																
Exc Award (06/30/2018)			Active	19	3	0	3	18.75%	18		4			N	SC	2		
17452	SAO SEBASTIAO DO PARAISO	11/08/1969																
Exc Award (06/30/2018)			Active	3	0	0	0	0.00%	3		19	1	None		P,S,T,M,VP SC	19		
17290	SAO SIMAO	09/17/1970																
			Active	27	0	1	-1	-3.57%	28	58	3				M,VP,SC	3		
17292	SERTAOZINHO	02/14/1967																
57040 SERTAOZINHO CENTENARIO			Active(1)	17	0	0	0	0.00%	19		13	1	None		P,S,T,M,VP SC	19		
Exc Award (06/30/2017, 06/30/2018)																		
17295 TANABI			Active	54	1	0	1	1.89%	44		6		4	N	M	3		
Exc Award (06/30/2022, 06/30/2023, 06/30/2024)																		
17296 TAQUARITINGA			Active	60	1	2	-1	-1.64%	57	11	3			R	P	0		
Exc Award (06/30/2022, 06/30/2024)																		
17300 VOTUPORANGA			Active	57	5	7	-2	-3.39%	51	3	2			N		2		\$10.00
Exc Award (06/30/2016, 06/30/2018, 06/30/2024)																		
115298 VOTUPORANGA ABILIO CALILLE			Active	9	0	1	-1	-10.00%	10	13	0				VP,SC	3		
Exc Award (06/30/2022)																		
51836 VOTUPORANGA BRISAS SUAVES			Active	9	0	1	-1	-10.00%	14	3	1		2		VP	0		
Exc Award (06/30/2018)																		
108624 VOTUPORANGA GRANDES LAGOS			Active(1)	5	1	0	1	25.00%	5		1			IP	M,SC	7		
Exc Award (06/30/2017, 06/30/2018)																		

Clubs Cancelled Previous Fiscal Year – Clubs Cancelled within last 12 months may be reinstated

Club Number	Club Name	Charter Date	Current Status*	Cancellation Date
36468	RIBEIRAO PRETO IPIRANGA	01/22/1979	Cancelled(6*)	07/29/2023



Club Health Assessment for District LC 6 through January 2025

Club Number			Club Name			Charter Date			Status					Membership					Reports					Finance		LCIF
									Current Member Count	YTD Members Added	YTD Members Dropped	YTD Net Growth	YTD Net Growth%	Member Count 12 Months Ago	Avg. length of service for dropped members	Months Since Last MMR ***	Yrs. Since Last Officer Report	President Rotation	Vice President Reported ****	Months Since Last Activity Report ***	Account Balance	Donations for current Fiscal Year				
									Number of times on status quo within last two years	If below 15 members appears			If net loss is greater than 20% appears			If no report in 3 months appears in			When more than one year appears in	Number of repeat terms	Notes the officers that do not have an active			If no report at 12 months appears in red		
Current Total Clubs Count	YTD New Clubs Count	YTD Cancelled Clubs Count	YTD Net Club Gain	Current Total Members Count	YTD Add	YTD Drop	YTD Net Growth	YTD Net Growth %	Member Count 12 Months Ago	Average Member Count Per Club	% of Clubs with less than 20 members	% No MMR in 3 Months	% No Officer Report in 12 Months	% of Clubs with balance 90+ days	Number of Clubs in Status Quo	% Status Quo Clubs in Financial Suspension	Number of Cancelled Clubs	Average Cancelled Club Age	Members Lost Due to Cancellation	% of Clubs Cancelled for Non-Financial Reasons						
59	0	0	0	1,346	65	101	-36	-2.60%	1,321	23	51%	53%	5%	3%	0	0%	0	0	0	0%						

* - P - Priority Club. Cancellation Reasons: 1-Objectives/conduct, 2-Non-active club, 5-Non-existing club, 6-Disbanding, 7-Merger, 8-Financial Suspension, 9-District/Multiple District Dues.

** - Abbreviation: P-President, S-Secretary, T-Treasurer, M-Member Chairperson, VP-First Vice President, MC-Communications Chairperson, SC-Service Chairperson

*** - Abbreviation: N/R - Never reported using the Lions Clubs website, N/A - Not applicable, No password registered for the Lions Clubs website.

**** - Abbreviation: N - New, IP - Immediate Past, R - Repeat.



Club Health Assessment for District LC 8 through January 2025

			Status	Membership							Reports					Finance	LCIF
Club Number	Club Name	Charter Date		Current Member Count	YTD Members Added	YTD Members Dropped	YTD Net Growth	YTD Net Growth%	Member Count 12 Months Ago	Avg. length of service for dropped members	Months Since Last MMR ***	Yrs. Since Last Officer Report	President Rotation	Vice President Reported ****	Months Since Last Activity Report ***	Account Balance	Donations for current Fiscal Year
			Number of times on status quo within last two years	If below 15 members appears			If net loss is greater than 20% appears				If no report in 3 months appears in	When more than one year appears in	Number of repeat terms	Notes the officers that do not have an active	If no report at 12 months appears in red		
Clubs less than two years old																	
171754	Adamantina Cidade Joia	06/17/2024	Active	24	6	7	-1	-4.00%	0	0	2		2	N	0		
176691	Alcinopolis	08/12/2024	Status Quo(1)	22	22	0	22	100.00%	0		5			M,VP,SC	1	90+ Days	
180268	Bauru Causa Animal	01/09/2025	Newly Chartered	23	23	0	23	100.00%	0		0			N	N/A		
154658	Bauru Qualidade de Vida	06/20/2023	Active	15	2	3	-1	-6.25%	19	1	1		3	N	0		
179615	Ilha Solteira Tea	11/27/2024	Newly Chartered	21	21	0	21	100.00%	0		2			M,VP,SC	N/R		
178708	Marilia Direitos Humanos, Diversidade e Inclusao.	09/27/2024	Active	20	24	4	20	100.00%	0	0	0			IP	0	90+ Days	
179791	Paraíso das Águas	11/27/2024	Newly Chartered	20	20	0	20	100.00%	0		2			N	M,SC	N/A	
178016	Três Lagoas Autismo	09/16/2024	Active	26	26	0	26	100.00%	0		4			S,T,M,VP,SC	N/R	90+ Days	
Clubs more than two years old																	
17358	AGUDOS	03/19/1964	Active	22	0	0	0	0.00%	20		6			IP	0		
Exc Award (06/30/2018, 06/30/2019, 06/30/20																	
123484	Agudos Acucena da Serra	10/28/2014	Status Quo(1)	31	17	8	9	40.91%	21	10	1			N	0	90+ Days	\$397.54
Exc Award (06/30/2016, 06/30/2017, 06/30/20																	
57107	ANDRADINA SUL	06/22/1995	Active	25	0	0	0	0.00%	24		4			N	0		
Exc Award (06/30/2017, 06/30/2023, 06/30/20																	
17361	ARACATUBA	05/09/1959	Active	37	0	3	-3	-7.50%	34	3	1			N	0		
Exc Award (06/30/2017, 06/30/2018, 06/30/20																	
61364	BASTOS SOLIDARIEDADE	12/21/1998	Active	32	0	7	-7	-17.95%	36	11	2		2	N	S,T	0	
Exc Award (06/30/2016, 06/30/2017, 06/30/20																	
143281	BAURU AUTISMO	10/21/2020	Active	36	6	8	-2	-5.26%	32	2	1			N	0		
Exc Award (06/30/2023)																	
55808	BAURU BELA VISTA	06/08/1994	Active	59	4	11	-7	-10.61%	55	5	1			N	M	0	\$1,550.00
Exc Award (06/30/2016, 06/30/2017, 06/30/20																	
17362	BAURU CENTRO	04/29/1956	Active(1)	26	1	11	-10	-27.78%	32	9	0			N	SC	0	
Exc Award (06/30/2017, 06/30/2020, 06/30/20																	



Club Health Assessment for District LC 8 through January 2025

			Status	Membership							Reports					Finance		LCIF			
Club Number	Club Name	Charter Date		Current Member Count	YTD Members Added	YTD Members Dropped	YTD Net Growth	YTD Net Growth%	Member Count 12 Months Ago	Avg. length of service for dropped members	Months Since Last MMR ***	Yrs. Since Last Officer Report	President Rotation	Vice President Reported ****	Months Since Last Activity Report ***	Account Balance	Donations for current Fiscal Year				
			Number of times on status quo within last two years	If below 15 members appears						If net loss is greater than 20% appears	If no report in 3 months appears in					When more than one year appears in	Number of repeat terms	Notes the officers that do not have an active	If no report at 12 months appears in red		
148519	Bauru Diabetes	11/19/2021	Active	17	1	5	-4	-19.05%	21	1	0			N		0					
Exc Award (06/30/2023)																					
51357	BAURU ESTORIL	02/25/1991	Active	29	2	0	2	7.41%	31		1		2	N	T,SC	0					
Exc Award (06/30/2016, 06/30/2017, 06/30/2018)																					
60136	BAURU FALCAO	12/03/1997	Active(1)	13	0	0	0	0.00%	9		8				VP	0					
Exc Award (06/30/2016, 06/30/2017, 06/30/2018)																					
17364	BAURU NORTE	10/12/1966	Active	22	2	5	-3	-12.00%	24	1	0			N		0					
Exc Award (06/30/2016, 06/30/2017, 06/30/2018)																					
17363	BAURU SUL	04/16/1970	Active	33	0	1	-1	-2.94%	34	6	1			N		0		\$1,000.01			
Exc Award (06/30/2016, 06/30/2017, 06/30/2018)																					
17365	BIRIGUI	09/14/1965	Active	11	1	0	1	10.00%	9		2		5	N	M,SC	0					
Exc Award (06/30/2016, 06/30/2017)																					
135314	Cafelândia Renascer	06/21/2018	Active	29	0	2	-2	-6.45%	25	2	4			N	SC	0					
Exc Award (06/30/2020)																					
53362	CASSILANDIA VALE DO APORE	06/18/1992	Active	27	1	1	0	0.00%	25	26	0			N		0					
Exc Award (06/30/2018, 06/30/2019, 06/30/2020)																					
141877	Chapadao Do Sul	06/22/2020	Active	64	8	4	4	6.67%	50	1	0			N		0	90+ Days	\$1,041.37			
Exc Award (06/30/2023, 06/30/2024)																					
17372	DRACENA	05/21/1961	Active	54	4	4	0	0.00%	48	8	2			N	M,VP	0					
Exc Award (06/30/2017, 06/30/2018, 06/30/2019)																					
60137	DRACENA CINQUENTENARIO	12/08/1997	Active	49	7	6	1	2.08%	46	2	1			N		0					
Exc Award (06/30/2016, 06/30/2017, 06/30/2018)																					
41028	DUARTINA	03/24/1982	Active(1)	0	0	13	-13	-100.00%	11	18	1		None		P,S,T,M,VP SC	2					
Exc Award (06/30/2018)																					
63863	FLORIDA PAULISTA AMIZADE	12/18/2000	Active	52	0	0	0	0.00%	50		8			N		0					
Exc Award (06/30/2016, 06/30/2017, 06/30/2018)																					
17373	GARÇA	12/18/1960	Active	67	6	5	1	1.52%	62	9	1			N	M	0		\$230.00			
Exc Award (06/30/2017, 06/30/2018, 06/30/2019)																					
61176	GUARACAI	10/08/1998	Active	14	0	0	0	0.00%	14		6			N	M	0					



Club Health Assessment for District LC 8 through January 2025

			Status	Membership							Reports					Finance		LCIF		
Club Number	Club Name	Charter Date		Current Member Count	YTD Members Added	YTD Members Dropped	YTD Net Growth	YTD Net Growth%	Member Count 12 Months Ago	Avg. length of service for dropped members	Months Since Last MMR ***	Yrs. Since Last Officer Report	President Rotation	Vice President Reported ****	Months Since Last Activity Report ***	Account Balance	Donations for current Fiscal Year			
			Number of times on status quo within last two years	If below 15 members appears					If net loss is greater than 20% appears					If no report in 3 months appears in	When more than one year appears in	Number of repeat terms	Notes the officers that do not have an active	If no report at 12 months appears in red		
Exc Award (06/30/2016, 06/30/2017, 06/30/2018)			Active	25	0	0	0	0.00%	21		0			N	0	90+ Days				
17374	GUARARAPES	03/08/1964																		
Exc Award (06/30/2017, 06/30/2018, 06/30/2019)																				
17375	HERCULANDIA	09/19/1964		27	8	2	6	28.57%	22	37	2			IP	SC			0		
Exc Award (06/30/2017, 06/30/2018, 06/30/2019)																				
47558	IACRI	06/26/1987		12	1	0	1	9.09%	8		3		2	N				0		
Exc Award (06/30/2017, 06/30/2018)																				
17376	ILHA SOLTEIRA	05/23/1973		42	3	4	-1	-2.33%	39	4	1			N				0		
Exc Award (06/30/2016, 06/30/2017, 06/30/2018)																				
105148	IRAPURU CACULA	01/04/2009		30	0	3	-3	-9.09%	32	3	1		2	R				0		
Exc Award (06/30/2017, 06/30/2018, 06/30/2019)																				
58303	JUNQUEIROPOLIS CIDADE VERDE	05/21/1996		63	5	1	4	6.78%	58	23	0			N				0		
Exc Award (06/30/2016, 06/30/2017, 06/30/2018)																				
17379	LENCOIS PAULISTA	06/29/1973		46	2	1	1	2.22%	41	24	0			N				0		
Exc Award (06/30/2016, 06/30/2017, 06/30/2018)																				
17380	LINS	05/10/1959		14	3	0	3	27.27%	16		0			N	M,SC			0		
Exc Award (06/30/2017, 06/30/2018)																				
17382	LUCELIA	05/08/1965		46	0	0	0	0.00%	42		5			N				0		
Exc Award (06/30/2018, 06/30/2023, 06/30/2024)																				
41513	MACATUBA	06/08/1982		50	1	0	1	2.04%	46		4			R				0		
Exc Award (06/30/2016, 06/30/2017, 06/30/2018)																				
17383	MARILIA	06/15/1958	11	2	2	0	0.00%	11	4	1		7	N	M,SC	0					
Exc Award (06/30/2018, 06/30/2020)																				
64294	MARILIA - TERCEIRO MILENIO	05/14/2001	28	7	7	0	0.00%	25	2	0			N		0					
Exc Award (06/30/2017, 06/30/2018, 06/30/2019)																				
138689	Marilia Agroecológico	06/20/2019	8	0	11	-11	-57.89%	21	6	1		4	N		0					
Exc Award (06/30/2020)																				
100943	MARILIA AUGUSTIN SOLIVA	02/26/2008	21	2	4	-2	-8.70%	20	1	0		4	R		0					
Exc Award (06/30/2016, 06/30/2017, 06/30/2018)																				




Club Health Assessment for District LC 8 through January 2025

			Status	Membership							Reports					Finance		LCIF
Club Number	Club Name	Charter Date		Current Member Count	YTD Members Added	YTD Members Dropped	YTD Net Growth	YTD Net Growth%	Member Count 12 Months Ago	Avg. length of service for dropped members	Months Since Last MMR ***	Yrs. Since Last Officer Report	President Rotation	Vice President Reported ****	Months Since Last Activity Report ***	Account Balance	Donations for current Fiscal Year	
			Number of times on status quo within last two years	If below 15 members appears					If net loss is greater than 20% appears			If no report in 3 months appears in	When more than one year appears in	Number of repeat terms	Notes the officers that do not have an active	If no report at 12 months appears in red		
146807	Marília Literário Osório Alves de Castro Exc Award (06/30/2023)	06/21/2021	Active	5	0	2	-2	-28.57%	7	3	1		4	R	0			
117216	MARILIA NOVA GERACAO Exc Award (06/30/2017, 06/30/2018, 06/30/20	06/18/2012	Active	17	3	16	-13	-43.33%	24	4	2			N	0			
17384	MIRANDOPOLIS Exc Award (06/30/2017, 06/30/2018, 06/30/20	06/26/1964	Active	23	0	5	-5	-17.86%	32	3	5		3	N	T,M	0		
17385	MURUTINGA DO SUL Exc Award (06/30/2017, 06/30/2023)	06/26/1964	Active	7	0	1	-1	-12.50%	6	2	2		5	R	T,M,VP	0		
17386	OSVALDO CRUZ Exc Award (06/30/2016, 06/30/2018, 06/30/20	09/18/1964	Active	53	5	1	4	8.16%	48	2	1		2	N	0		\$20.00	
108604	OURO VERDE CIDADE OURO Exc Award (06/30/2019, 06/30/2023, 06/30/20	06/16/2010	Active	27	1	3	-2	-6.90%	27	7	3			N	0			
75908	PACAEMBU PARAISO Exc Award (06/30/2016, 06/30/2017, 06/30/20	06/23/2003	Active	51	0	1	-1	-1.92%	50	13	6			N	0			
17389	PARANAIBA Exc Award (06/30/2017, 06/30/2018, 06/30/20	09/17/1961	Active	32	1	0	1	3.23%	31		4			N	0			
17390	PEDERNEIRAS Exc Award (06/30/2018, 06/30/2019, 06/30/20	09/13/1967	Active	47	0	4	-4	-7.84%	46	10	3			N	0			
17391	PENAPOLIS Exc Award (06/30/2016, 06/30/2017, 06/30/20	11/14/1965	Active	40	0	1	-1	-2.44%	37	15	4		2	N	M	0		
17393	PIRAJUI Exc Award (06/30/2016, 06/30/2017, 06/30/20	05/05/1970	Active	10	0	1	-1	-9.09%	14	16	1		2		M,VP,SC	0		
17402	TRES LAGOAS Exc Award (06/30/2017, 06/30/2018, 06/30/20	11/08/1955	Active	16	0	3	-3	-15.79%	14	1	0			N	M	0		
17400	TUPA Exc Award (06/30/2016, 06/30/2017, 06/30/20	06/02/1962	Active	85	10	1	9	11.84%	70	1	2			N	0			
49106	TUPA CURUMIM DE Exc Award (06/30/2017, 06/30/2018, 06/30/20	12/16/1988	Active	47	0	0	0	0.00%	48		7			R	0			
17401	TUPI PAULISTA	10/16/1960	Active	84	6	3	3	3.70%	82	41	1			N	0		\$1,000.01	



Club Health Assessment for District LC 8 through January 2025

			Status	Membership						Reports				Finance	LCIF		
Club Number	Club Name	Charter Date		Current Member Count	YTD Members Added	YTD Members Dropped	YTD Net Growth	YTD Net Growth%	Member Count 12 Months Ago	Avg. length of service for dropped members	Months Since Last MMR ***	Yrs. Since Last Officer Report	President Rotation	Vice President Reported ****	Months Since Last Activity Report ***	Account Balance	Donations for current Fiscal Year
			Number of times on status quo within last two years	If below 15 members appears				If net loss is greater than 20% appears			If no report in 3 months appears in	When more than one year appears in	Number of repeat terms	Notes the officers that do not have an active	If no report at 12 months appears in red		
Exc Award (06/30/2016, 06/30/2017, 06/30/2020)	50285 VALPARAISO	03/16/1990	Active	57	5	0	5	9.62%	49		4			VP,SC	0		
Exc Award (06/30/2017, 06/30/2018, 06/30/2020)	17403 VERA CRUZ PAULISTA	10/25/1968	Active	18	1	0	1	5.88%	18		3			N	0		
Exc Award (06/30/2017)																	

Clubs Cancelled Previous Fiscal Year – Clubs Cancelled within last 12 months may be reinstated

Club Number	Club Name	Charter Date	Current Status*	Cancellation Date
140353	Cassilândia Leões do Cerrado - Visão e Ação	12/02/2019	Cancelled(8*)	12/29/2023
50704	PROMISSAO	06/15/1990	Cancelled(8*)	09/29/2023

Current Total Clubs Count	YTD New Clubs Count	YTD Cancelled Clubs Count	YTD Net Club Gain	Current Total Members Count	YTD Add	YTD Drop	YTD Net Growth	YTD Net Growth %	Member Count 12 Months Ago	Average Member Count Per Club	% of Clubs with less than 20 members	% No MMR in 3 Months	% No Officer Report in 12 Months	% of Clubs with balance 90+ days	Number of Clubs in Status Quo	% Status Quo Clubs in Financial Suspension	Number of Cancelled Clubs	Average Cancelled Club Age	Members Lost Due to Cancellation	% of Clubs Cancelled for Non-Financial Reasons
62	6	0	6	1,962	270	185	85	4.53%	1,737	32	26%	32%	0%	10%	2	100%	0	0	0	0%

* - P - Priority Club. Cancellation Reasons: 1-Objectives/conduct, 2-Non-active club, 5-Non-existing club, 6-Disbanding, 7-Merger, 8-Financial Suspension, 9-District/Multiple District Dues.

** - Abbreviation: P-President, S-Secretary, T-Treasurer, M-Member Chairperson, VP-First Vice President, MC-Communications Chairperson, SC-Service Chairperson

*** - Abbreviation: N/R - Never reported using the Lions Clubs website, N/A - Not applicable, No password registered for the Lions Clubs website.

**** - Abbreviation: N - New, IP - Immediate Past, R - Repeat.



Club Health Assessment for District LC 11 through January 2025

			Status	Membership							Reports					Finance		LCIF
Club Number	Club Name	Charter Date		Current Member Count	YTD Members Added	YTD Members Dropped	YTD Net Growth	YTD Net Growth%	Member Count 12 Months Ago	Avg. length of service for dropped members	Months Since Last MMR ***	Yrs. Since Last Officer Report	President Rotation	Vice President Reported ****	Months Since Last Activity Report ***	Account Balance	Donations for current Fiscal Year	
			Number of times on status quo within last two years	If below 15 members appears			If net loss is greater than 20% appears			If no report in 3 months appears in			When more than one year appears in	Number of repeat terms	Notes the officers that do not have an active	If no report at 12 months appears in red		
Clubs less than two years old																		
179728	Campos-Guarus/RJ	11/22/2024	Newly Chartered	22	23	1	22	100.00%	0	0	0			N		0		
Clubs more than two years old																		
36324	ARACRUZ	12/13/1978	Active	81	1	0	1	1.25%	79		5			N	VP	0		\$1,000.00
Exc Award (06/30/2016, 06/30/2018, 06/30/2020)																		
16496	ARARUAMA	12/09/1966	Active	16	1	2	-1	-5.88%	18	32	1			R	M,SC	19		\$1,000.00
Exc Award (06/30/2021)																		
34847	BARRA DE SAO FRANCISCO	12/19/1977	Active(1)	13	1	6	-5	-27.78%	9	0	1		5		T,M,VP,SC	22		
47353	BOM JARDIM	05/22/1987	Active	12	0	0	0	0.00%	13		11	1	None		P,S,T,M,VP SC	24+		
Exc Award (06/30/2019)																		
16501	CABO FRIO	04/20/1967	Active	21	1	0	1	5.00%	20		2		2	R		2		
137351	Cachoeiro de Itapemirim Águas de Março	02/01/2019	Active	1	0	9	-9	-90.00%	9	6	1		None		P,T,M,VP,SC	10		
99767	CACHOEIRO DE ITAPEMIRIM R BRAGA	06/28/2007	Active	35	7	2	5	16.67%	31	1	0			N	T,SC	10		
Exc Award (06/30/2023)																		
16502	CACHOEIRO ITAPEMIRIM	04/24/1965	Active	27	0	0	0	0.00%	31		5			N	VP	0		
Exc Award (06/30/2018)																		
36133	CACHOEIRO ITAPEMIRIM FRADE FRE	10/18/1978	Active	36	0	0	0	0.00%	34		7				P,T,M,VP,SC	24+		
Exc Award (06/30/2018)																		
16504	CAMPOS	08/06/1957	Active	21	5	5	0	0.00%	22	4	0				T,VP	9		
16503	CAMPOS PLANICIE	12/27/1971	Active	18	0	0	0	0.00%	18		7		2	N	M,SC	0		
Exc Award (06/30/2023)																		
40432	CAMPOS TAMANDARE	10/23/1981	Active	40	26	10	16	66.67%	24	3	0			N	M	3		
Exc Award (06/30/2021, 06/30/2023)																		
50925	CARDOSO MOREIRA	09/05/1990	Active	16	0	3	-3	-15.79%	18	15	1				T,M,VP,SC	1		\$18.84
36383	CASIMIRO DE ABREU	12/26/1978	Active	27	0	0	0	0.00%	25		10		2	R	T,M,SC	10		\$1,000.00
Exc Award (06/30/2023)																		



Club Health Assessment for District LC 11 through January 2025

			Status	Membership							Reports					Finance	LCIF	
Club Number	Club Name	Charter Date		Current Member Count	YTD Members Added	YTD Members Dropped	YTD Net Growth	YTD Net Growth%	Member Count 12 Months Ago	Avg. length of service for dropped members	Months Since Last MMR ***	Yrs. Since Last Officer Report	President Rotation	Vice President Reported ****	Months Since Last Activity Report ***	Account Balance	Donations for current Fiscal Year	
			Number of times on status quo within last two years	If below 15 members appears				If net loss is greater than 20% appears			If no report in 3 months appears in	When more than one year appears in	Number of repeat terms	Notes the officers that do not have an active	If no report at 12 months appears in red			
16505	COLATINA CENTRO	06/26/1965	Active	60	0	1	-1	-1.64%	59	4	0			N	M	0		\$3,000.00
Exc Award (06/30/2018, 06/30/2019, 06/30/2020)																		
107943	COLATINA RIO DOCE	03/29/2010	Active	29	1	0	1	3.57%	30		3			N	T	0		
105999	CORDEIRO	06/25/2009	Cancelled(6*)	0	0	1	-1	-100.00%	1	1	6	1	None		P,S,T,M,VP SC	24+		
16510	GUACUI	09/10/1966	Active	64	1	1	0	0.00%	60	7	5			N	M,SC	3		
Exc Award (06/30/2016, 06/30/2022, 06/30/2023)																		
16511	GUARAPARI	08/08/1964	Active	23	0	2	-2	-8.00%	27	9	1		2	N		1		
Exc Award (06/30/2017, 06/30/2021)																		
16512	ITAPERUNA	06/18/1960	Active	63	0	6	-6	-8.70%	68	2	0		2	N	M	1		\$1,020.10
Exc Award (06/30/2020, 06/30/2023)																		
57915	Leste Fluminense Cibernético PDG Roberto Bussinger	02/27/1996	Cancelled(6*)	0	0	0	0	0.00%	4		8		None		P,S,T,M,VP SC	15		
Exc Award (06/30/2023)																		
16515	LINHARES	03/24/1965	Active	24	0	1	-1	-4.00%	20	0	3				T,M,VP,SC	4		\$1,000.01
Exc Award (06/30/2023)																		
16516	MACAE	04/21/1961	Active	16	0	1	-1	-5.88%	18	12	0		2		S,M,VP,SC	9		
34186	MACAE IMBETIBA	06/17/1977	Active	20	0	0	0	0.00%	22		6		4	R	S,T,M	15		
58072	MANTENOPOLIS	04/02/1996	Active(3)	26	0	0	0	0.00%	24		7			N	M,SC	19		
32491	MIRACEMA	06/28/1976	Active(1)	16	1	6	-5	-23.81%	24	7	3			R		3		
16523	NITEROI FONSECA	08/30/1968	Active	16	0	3	-3	-15.79%	19	13	1		2	N		0		\$1,270.66
Exc Award (06/30/2018, 06/30/2019, 06/30/2020)																		
16521	NOVA FRIBURGO	08/23/1956	Active	14	2	3	-1	-6.67%	17	10	2			N	M,SC	0		
47619	NOVA FRIBURGO CONS PAULINO	06/27/1987	Active	6	0	0	0	0.00%	7		7				S,T,M,VP,SC	15		
Exc Award (06/30/2023)																		
32417	NOVA VENECIA	06/16/1976	Active	56	10	2	8	16.67%	44	25	0			N	SC	0		
45507	PINHEIROS	11/12/1985	Active	54	9	5	4	8.00%	49	14	1		2	N		0		\$1,000.00
Exc Award (06/30/2016, 06/30/2018, 06/30/2020)																		
31035	PORCIUNCULA	06/30/1975	Active	68	4	9	-5	-6.85%	71	6	4			N		0	90+ Days	



Club Health Assessment for District LC 11 through January 2025

			Status	Membership							Reports					Finance	LCIF
Club Number	Club Name	Charter Date		Current Member Count	YTD Members Added	YTD Members Dropped	YTD Net Growth	YTD Net Growth%	Member Count 12 Months Ago	Avg. length of service for dropped members	Months Since Last MMR ***	Yrs. Since Last Officer Report	President Rotation	Vice President Reported ****	Months Since Last Activity Report ***	Account Balance	Donations for current Fiscal Year
			Number of times on status quo within last two years	If below 15 members appears			If net loss is greater than 20% appears			If no report in 3 months appears in			When more than one year appears in	Number of repeat terms	Notes the officers that do not have an active	If no report at 12 months appears in red	
Exc Award (06/30/2019, 06/30/2022, 06/30/2023)																	
135007	Rio Bananal Centenário	05/31/2018	Active(2)	3	0	0	0	0.00%	3		30		2	T,M,VP,SC	22		
99493	RIO DAS OSTRAS COSTA AZUL	06/29/2007	Active(1)	4	3	1	2	100.00%	2	16	1			M,VP,SC	0		
34848	SANTA TERESA COLIBRI	12/15/1977	Active	35	9	7	2	6.06%	34	13	0		2	R VP	0		
Exc Award (06/30/2022, 06/30/2023)																	
30514	SANTO ANTONIO DE PADUA	04/08/1975	Active	10	0	1	-1	-9.09%	12	18	6			N M,SC	10		
30728	SAO GABRIEL DA PALHA	05/13/1975	Active	48	6	8	-2	-4.00%	41	5	1			N M,SC	0		\$2,000.00
Exc Award (06/30/2022, 06/30/2023)																	
127888	São Mateus Centro	06/14/2016	Active	26	1	3	-2	-7.14%	29	8	2		2	M,VP,SC	1		
Exc Award (06/30/2018, 06/30/2023)																	
39170	SAO PEDRO DA ALDEIA	12/02/1980	Active	9	0	0	0	0.00%	9		8			R	10		
Exc Award (06/30/2023)																	
32942	SAQUAREMA	11/11/1976	Active	18	0	2	-2	-10.00%	19	5	1		2	R S,SC	2		
Exc Award (06/30/2023)																	
34018	SERRA	06/07/1977	Active(2)	7	0	0	0	0.00%	7		19			M,VP,SC	14		
35367	VILA VELHA GLORIA	04/21/1978	Active	42	8	0	8	23.53%	30		0		2	R	0		
Exc Award (06/30/2017, 06/30/2018, 06/30/2020)																	

Clubs Cancelled Previous Fiscal Year – Clubs Cancelled within last 12 months may be reinstated

Club Number	Club Name	Charter Date		Current Status*		Cancellation Date														
129839	Itaperuna Centenario	01/26/2017		Cancelled(6*)		06/29/2024														
Current Total Clubs Count	YTD New Clubs Count	YTD Cancelled Clubs Count	YTD Net Club Gain	Current Total Members Count	YTD Add	YTD Drop	YTD Net Growth	YTD Net Growth %	Member Count 12 Months Ago	Average Member Count Per Club	% of Clubs with less than 20 members	% No MMR in 3 Months	% No Officer Report in 12 Months	% of Clubs with balance 90+ days	Number of Clubs in Status Quo	% Status Quo Clubs in Financial Suspension	Number of Cancelled Clubs	Average Cancelled Club Age	Members Lost Due to Cancellation	% of Clubs Cancelled for Non-Financial Reasons
41	1	2	-1	1,143	120	101	19	1.69%	1,101	28	41%	44%	2%	2%	0	0%	2	25	1	100%



Club Health Assessment for District LC 11 through January 2025

			Status	Membership							Reports					Finance	LCIF
Club Number	Club Name	Charter Date		Current Member Count	YTD Members Added	YTD Members Dropped	YTD Net Growth	YTD Net Growth%	Member Count 12 Months Ago	Avg. length of service for dropped members	Months Since Last MMR ***	Yrs. Since Last Officer Report	President Rotation	Vice President Reported ****	Months Since Last Activity Report ***	Account Balance	Donations for current Fiscal Year
			Number of times on status quo within last two years	If below 15 members appears				If net loss is greater than 20% appears			If no report in 3 months appears in	When more than one year appears in	Number of repeat terms	Notes the officers that do not have an active	If no report at 12 months appears in red		

* - P - Priority Club. Cancellation Reasons: 1-Objectives/conduct, 2-Non-active club, 5-Non-existing club, 6-Disbanding, 7-Merger, 8-Financial Suspension, 9-District/Multiple District Dues.
** - Abbreviation: P-President, S-Secretary, T-Treasurer, M-Member Chairperson, VP-First Vice President, MC-Communications Chairperson, SC-Service Chairperson
*** - Abbreviation: N/R - Never reported using the Lions Clubs website, N/A - Not applicable, No password registered for the Lions Clubs website.
**** - Abbreviation: N - New, IP - Immediate Past, R - Repeat.



Club Health Assessment for District LC 12 through January 2025

			Status	Membership							Reports					Finance		LCIF
Club Number	Club Name	Charter Date		Current Member Count	YTD Members Added	YTD Members Dropped	YTD Net Growth	YTD Net Growth%	Member Count 12 Months Ago	Avg. length of service for dropped members	Months Since Last MMR ***	Yrs. Since Last Officer Report	President Rotation	Vice President Reported ****	Months Since Last Activity Report ***	Account Balance	Donations for current Fiscal Year	
			Number of times on status quo within last two years	If below 15 members appears					If net loss is greater than 20% appears			If no report in 3 months appears in	When more than one year appears in	Number of repeat terms	Notes the officers that do not have an active	If no report at 12 months appears in red		
Clubs less than two years old																		
156069	Itapecerica - Sementes do Amanhã	01/19/2024	Cancelled(8*)	0	0	8	-8	-100.00%	18	4	6		None	P,S,T,M,VP SC	7	90+ Days		
Clubs more than two years old																		
17309	ACESITA Exc Award (06/30/2018)	05/01/1963	Active	30	0	5	-5	-14.29%	30	23	2		2	R		1		
17301	AIMORES Exc Award (06/30/2017, 06/30/2019, 06/30/20)	09/05/1965	Active	43	0	0	0	0.00%	42		8			N T		1		
17302	ALEM PARAIBA Exc Award (06/30/2023)	09/25/1966	Active	30	7	3	4	15.38%	26	9	3			N		1		
37125	BAMBUI	05/21/1979	Active(1)	29	3	1	2	7.41%	28	11	1			N		0		
17409	BOA ESPERANCA	09/29/1968	Active	21	0	0	0	0.00%	19		8			N		4		
56143	BOM SUCESSO	10/11/1994	Active	6	0	1	-1	-14.29%	7	1	2		2	N M		2		
17421	CARANDAI	10/23/1966	Active	13	0	0	0	0.00%	13		3		2	N VP,SC		2		
17307	CARATINGA	09/03/1960	Active	35	3	5	-2	-5.41%	38	28	0			N		0		
30778	CARATINGA ITAUNA Exc Award (06/30/2018)	05/12/1975	Active	43	0	0	0	0.00%	44		6			N		0		\$1,000.00
17306	CATAGUASES	08/07/1966	Active	28	1	1	0	0.00%	31	2	2			N		0		
17422	CAXAMBU	04/27/1968	Active	10	0	0	0	0.00%	10		4			N M,SC		5		
150407	Cláudio - CL Omar Camargo Bessa	04/20/2022	Active(2)	9	0	0	0	0.00%	10		8			N		2		
41030	CONSELHEIRO PENA	03/11/1982	Active	36	0	5	-5	-12.20%	44	6	1		3	N		1		
17310	CORONEL FABRICIANO	05/08/1966	Active	16	0	0	0	0.00%	16		10		3	R		1		
17312	ESPERA FELIZ	04/07/1968	Active	29	4	0	4	16.00%	27		5			N M,SC		2		
17427	FORMIGA	09/26/1965	Active(2)	4	0	0	0	0.00%	6		10		5	N T,M,SC		24+		
59573	GOV VALADARES FIGUEIRA D R DOC Exc Award (06/30/2022)	05/20/1997	Active	15	0	0	0	0.00%	15		2			N SC		2		\$3,006.51




Club Health Assessment for District LC 12 through January 2025

			Status	Membership							Reports					Finance	LCIF
Club Number	Club Name	Charter Date		Current Member Count	YTD Members Added	YTD Members Dropped	YTD Net Growth	YTD Net Growth%	Member Count 12 Months Ago	Avg. length of service for dropped members	Months Since Last MMR ***	Yrs. Since Last Officer Report	President Rotation	Vice President Reported ****	Months Since Last Activity Report ***	Account Balance	Donations for current Fiscal Year
			Number of times on status quo within last two years	If below 15 members appears				If net loss is greater than 20% appears			If no report in 3 months appears in	When more than one year appears in	Number of repeat terms	Notes the officers that do not have an active	If no report at 12 months red		
38643	GOVERNADOR VALADARES ILHA	06/29/1980	Active	16	0	0	0	0.00%	17		8			N VP	1		
17316	GUANHAES	06/15/1965	Active	10	0	0	0	0.00%	12		8			M,VP,SC	2		
34287	IPATINGA ARMANDO FAJARDO	06/29/1977	Active	29	6	0	6	26.09%	23		2		2	R T,VP,SC	0		
58044	IPATINGA BRANCA FAJARDO	03/29/1996	Active	16	0	1	-1	-5.88%	17	29	0			N	0		
Exc Award (06/30/2018)																	
135103	Ipatinga Ita Drumond	06/13/2018	Active(2)	11	4	1	3	37.50%	8	4	1			IP M	1		
46425	IPATINGA LIBERDADE	06/27/1986	Active	9	0	0	0	0.00%	9		6		2	N	0		
Exc Award (06/30/2018)																	
17320	ITABIRA	06/22/1965	Active	20	3	2	1	5.26%	19	1	3		2	R P,SC	0		
17431	ITAJUBA	04/21/1963	Active(1)	8	0	0	0	0.00%	6		7		2	N P,T,M,VP,SC	3		
123631	Itapecerica Cidade das Rosas	12/10/2014	Active	15	0	2	-2	-11.76%	18	7	1			N M,SC	1		
17321	JOAO MONLEVADE	05/19/1962	Active	29	2	1	1	3.57%	28	1	1			N	0		
Exc Award (06/30/2016, 06/30/2018)																	
32949	JOAO MONLEVADE SOBRAL	11/04/1976	Active	30	1	0	1	3.45%	30		6			R M	3		
Exc Award (06/30/2020, 06/30/2022, 06/30/2024)																	
17323	JUIZ DE FORA CENTRO	04/10/1959	Active	13	2	3	-1	-7.14%	13	9	1			N SC	0		
Exc Award (06/30/2024)																	
107084	JUIZ DE FORA LIBERDADE E SERVICIO	01/22/2010	Cancelled(6*)	0	0	9	-9	-100.00%	8	6	3		None	P,S,T,M,VP SC	5		
17324	JUIZ DE FORA MANCHEST	12/02/1970	Active	26	0	0	0	0.00%	20		2			N	0		
Exc Award (06/30/2023)																	
49872	JUIZ DE FORA NOVO HORIZONTE	09/29/1989	Active	30	4	1	3	11.11%	20	8	0			N	0		
17325	JUIZ DE FORA REDENTOR	05/29/1962	Active	16	0	2	-2	-11.11%	19	10	0		2	R SC	1		
Exc Award (06/30/2017, 06/30/2018)																	
17326	LEOPOLDINA	04/10/1960	Active	3	0	0	0	0.00%	6		7		5	M,VP,SC	3		
60075	MANHUACU FLOR DE MANACA	11/04/1997	Active	17	0	0	0	0.00%	18		7		2	N T	1		\$345.22
29852	MANHUMIRIM	10/08/1974	Active	15	0	1	-1	-6.25%	19	5	1		2	VP,SC	6		




Club Health Assessment for District LC 12 through January 2025

			Status	Membership							Reports					Finance	LCIF
Club Number	Club Name	Charter Date		Current Member Count	YTD Members Added	YTD Members Dropped	YTD Net Growth	YTD Net Growth%	Member Count 12 Months Ago	Avg. length of service for dropped members	Months Since Last MMR ***	Yrs. Since Last Officer Report	President Rotation	Vice President Reported ****	Months Since Last Activity Report ***	Account Balance	Donations for current Fiscal Year
			Number of times on status quo within last two years	If below 15 members appears	If net loss is greater than 20% appears						If no report in 3 months appears in	When more than one year appears in	Number of repeat terms	Notes the officers that do not have an active	If no report at 12 months appears in red		
Exc Award (06/30/2023)																	
29495	MIRAI	06/20/1974	Active	21	0	1	-1	-4.55%	17	3	1			N	VP	0	\$20.00
17331	MURIAE	07/19/1964	Active	22	1	0	1	4.76%	21		5		2	R	P,M	3	
17332	MURIAE BARRA	12/21/1968	Active	16	0	1	-1	-5.88%	17	28	5		3	R	M,SC	0	
102031	MURIAE HELEN KELLER	10/09/2008	Active	43	2	2	0	0.00%	43	3	1			N		0	
Exc Award (06/30/2022)																	
17334	NANUQUE	06/15/1969	Active	27	0	0	0	0.00%	28		8			N		6	\$999.40
33037	NANUQUE SOBRAL	11/30/1976	Active	26	0	0	0	0.00%	26		5		2	R	VP	1	
Exc Award (06/30/2022)																	
17440	OLIVEIRA	05/22/1966	Active	5	0	0	0	0.00%	4		9		6		VP,SC	6	
17442	PARAISOPOLIS	12/02/1961	Active(1)	11	1	2	-1	-8.33%	16	6	1			N	M,VP	5	
Exc Award (06/30/2022, 06/30/2023)																	
17446	POUSO ALEGRE	06/11/1961	Active(1)	15	0	0	0	0.00%	15		9			R	VP	6	
146737	Recreio	06/16/2021	Active(2)	7	0	0	0	0.00%	7		7		2	N	M,SC	2	
143439	Reduto Cibernético Ecológico PDG Thibau	10/29/2020	Active	5	0	3	-3	-37.50%	9	4	0		None	N	P,M	0	
17341	RIO NOVO	03/17/1972	Active	11	0	0	0	0.00%	11		4			IP		1	90+ Days
54815	RIO VERMELHO	08/06/1993	Cancelled(8*)	0	0	15	-15	-100.00%	0	3	4		None		P,S,T,M,VP SC	13	
133370	Santo Antônio do Monte Cibernético C Leo Erceu	12/27/2017	Cancelled(8*)	0	0	8	-8	-100.00%	8	4	6		None		P,S,T,M,VP SC	13	
17348	SANTOS DUMONT	08/06/1966	Active	29	0	0	0	0.00%	29		9			N		1	
Exc Award (06/30/2018, 06/30/2020, 06/30/2022)																	
17451	SAO JOAO DEL REI	09/27/1964	Active	25	3	6	-3	-10.71%	28	25	0		3		S,T,M,VP,SC	0	\$800.23
17455	TRES PONTAS	11/26/1966	Active	11	0	0	0	0.00%	10		3		2		M,VP,SC	0	
Exc Award (06/30/2022)																	
17456	VARGINHA	02/03/1958	Active(1)	13	0	1	-1	-7.14%	15	9	4			N	SC	3	
47423	VARGINHA PRINCESA SUL	06/09/1987	Active	9	1	0	1	12.50%	8		4				M,VP,SC	3	
17354	VICOSA	10/29/1967	Active	20	2	2	0	0.00%	23	6	1		2	N	VP	0	



Club Health Assessment for District LC 12 through January 2025

			Status	Membership							Reports				Finance	LCIF	
Club Number	Club Name	Charter Date		Current Member Count	YTD Members Added	YTD Members Dropped	YTD Net Growth	YTD Net Growth%	Member Count 12 Months Ago	Avg. length of service for dropped members	Months Since Last MMR ***	Yrs. Since Last Officer Report	President Rotation	Vice President Reported ****	Months Since Last Activity Report ***	Account Balance	Donations for current Fiscal Year
			Number of times on status quo within last two years	If below 15 members appears			If net loss is greater than 20% appears				If no report in 3 months appears in	When more than one year appears in	Number of repeat terms	Notes the officers that do not have an active	If no report at 12 months appears in red		
Exc Award (06/30/2020, 06/30/2022)																	

Clubs Cancelled Previous Fiscal Year – Clubs Cancelled within last 12 months may be reinstated

Club Number	Club Name	Charter Date	Current Status*	Cancellation Date
17328	MANTENA	08/27/1967	Cancelled(8*)	02/29/2024
52228	SAO PEDRO DOS FERROS	12/09/1991	Cancelled(8*)	04/29/2024

Current Total Clubs Count	YTD New Clubs Count	YTD Cancelled Clubs Count	YTD Net Club Gain	Current Total Members Count	YTD Add	YTD Drop	YTD Net Growth	YTD Net Growth %	Member Count 12 Months Ago	Average Member Count Per Club	% of Clubs with less than 20 members	% No MMR in 3 Months	% No Officer Report in 12 Months	% of Clubs with balance 90+ days	Number of Clubs in Status Quo	% Status Quo Clubs in Financial Suspension	Number of Cancelled Clubs	Average Cancelled Club Age	Members Lost Due to Cancellation	% of Clubs Cancelled for Non-Financial Reasons
53	0	4	-4	1,026	50	93	-43	-4.02%	1,069	19	55%	57%	0%	2%	0	0%	4	35	40	-25%

* - P - Priority Club. Cancellation Reasons: 1-Objectives/conduct, 2-Non-active club, 5-Non-existing club, 6-Disbanding, 7-Merger, 8-Financial Suspension, 9-District/Multiple District Dues.

** - Abbreviation: P-President, S-Secretary, T-Treasurer, M-Member Chairperson, VP-First Vice President, MC-Communications Chairperson, SC-Service Chairperson

*** - Abbreviation: N/R - Never reported using the Lions Clubs website, N/A - Not applicable, No password registered for the Lions Clubs website.

**** - Abbreviation: N - New, IP - Immediate Past, R - Repeat.